

# Component Catalogue

Components and system-independent accessories for daily needs on the construction site

Global – Issue 01/2022



Issue 01/2022

## **PERI SE**

### **Formwork Scaffolding Engineering**

Rudolf-Diesel-Strasse 19

89264 Weissenhorn

Germany

info@peri.com

www.peri.com

#### **Important notes**

All current safety regulations and guidelines applicable in those countries where our products are used must be observed.

The photos shown in this brochure feature construction sites in progress. For this reason, safety and anchor details in particular cannot always be considered conclusive or final. These are subject to the risk assessment carried out by the contractor.

In addition, the computer graphics used are to be regarded as system representations. To facilitate understanding, these and the detailed illustrations shown have been partially reduced to certain aspects. The safety installations that are not shown in these detailed descriptions must nevertheless be available. The systems or items shown might not be available in every country.

Safety instructions and load specifications are to be strictly observed at all times. Separate structural calculations are required for any deviations from the standard design data.

The information contained herein is subject to technical changes in the interests of progress. Errors and typographical mistakes reserved.

# Inhalt

Slab Formwork Components	4
Formwork Technology and Accessories	20
Safety On Site	68
Concrete Release Agents	92
Accessories for Architectural Concrete	96
Sealing Technology	100
Reinforcement Technology	146
Spacers	166
Transport Aids and Accessories	192
Scaffolding Components	198
Tools and Accessories	212
Miscellaneous	224



# Slab Formwork Components



# Slab Formwork Components



**Girders**

6



**Props**

9



**Slab Formwork Accessories** 14

## GIRDER VT-20K



With cap

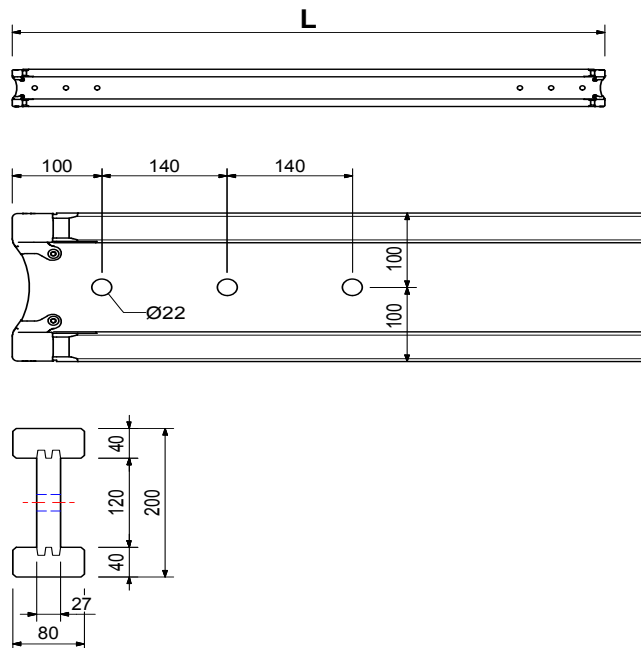
PERI Article Nr.	Weight / pcs in kg	Length in m
074990	8,60	1,45
074905	12,70	2,15
074910	14,50	2,45
074890	15,60	2,65
074920	17,10	2,90
074930	19,50	3,30
074940	21,20	3,60
074950	23,00	3,90
074960	26,70	4,50
074970	29,90	4,90
074980	34,80	5,90

Formwork girder made of wood. To reduce damages the girder ends are protected by rigid steel caps and the webs are rounded.

Note: The girder fulfils all requirements of DIN EN 13377 class P20 (Declaration of Conformity).

### Technical Data:

- perm. Q = 11 kN
- perm. M = 5 kNm
- $EI_y = 460 \text{ kNm}^2$ ;  $I_y = 4.181 \text{ cm}^4$



## GIRDER VT-20 ALPHA



Universal formwork girder made of wood.

PERI Article Nr.	Weight / pcs in kg	Length in m
073650	7,83	1,45
073651	11,61	2,15
073652	13,23	2,45
073653	14,31	2,65
073654	15,66	2,90
073655	17,82	3,30
073656	19,44	3,60
073657	21,06	3,90
073658	24,30	4,50
073659	26,46	4,90
073660	31,86	5,90

High dimensional stability with a chord cross-section of 4 cm x 8 cm and a 25 mm thick, highly compressed panel for the web.

The girder fulfils all requirements of DIN EN 13377 class P2 (Declaration of Conformity).

Low weight allows handling by one person for girders up to a length of 4,50 m.

### Technical Data:

- perm. Q = 11 kN
- perm. M = 5 kNm
- $EI_y = 460 \text{ kNm}^2$ ;  $I_y = 4.181 \text{ cm}^4$

## Girder VT-20 ALPHA 3S



PERI Article Nr.	Weight / pcs in kg	Length in m	Quantity pack size*
073991	11,03	2,45	50/100
073992	11,93	2,65	50/100
073993	13,05	2,90	50/100
073994	14,85	3,30	50/100
073995	16,20	3,60	50/100
073996	17,55	3,90	50/100
073997	20,25	4,50	50/100
073998	22,05	4,90	50
073999	26,55	5,90	50
073990	53,55	11,90	50/100

\* May vary. Please directly contact the responsible sales representative for details.

High dimensional stability: three-layer solid wood bridge, boil-proof gluing.

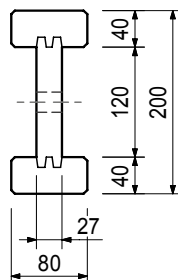
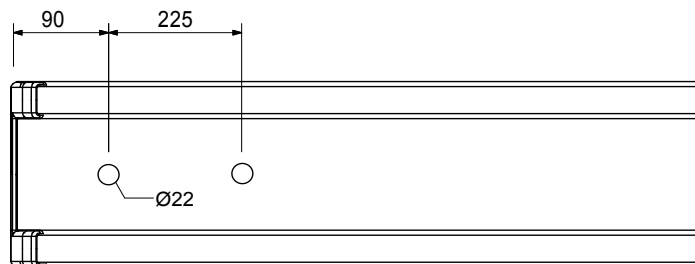
Universally applicable: For slab, beam and special formwork

The VT 20 Alpha 3S is classified according to EN 13377:2002 (D) in Girder Class P 20.

Simple handling due to low weight.

### Technical Data:

- perm. Q = 11 kN
- perm. M = 5 kNm
- $EI_y = 450 \text{ kNm}^2$ ;  $I_y = 4.181 \text{ cm}^4$





## PEP ALPHA-2



Fullfills DIN EN 1065

PERI Article Nr.	Weight / pcs in kg	Maximum length in mm	Minimum length in mm	Designation	Max. load capacity
131957	13,10	3000	1721	B 300	32.4kN
131949	15,00	3500	1968	B 350	34.9kN
131938	14,70	3000	1725	D 300	36.1kN
131925	18,40	3500	1974	D 350	36.1kN

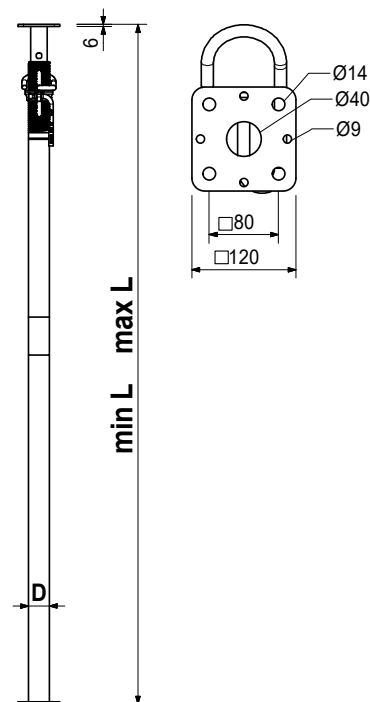
The galvanized PEP Alpha 2 slab prop fulfils Load Class D and B according to DIN EN 1065. The prop types cover a wide range of the usual range of applications for tubular steel props in residential and light commercial construction.

### Product advantages at a glance:

- Building authority approved
- Prop lengths: up to 3.00 m / 3.50 m
- Anti-crush device with a hand safety clearance of 10 cm provides protection against injury
- Generous adjustment range of 12 cm
- Adjusting nut is positioned at an ergonomic height of 1,70 m or 2,00 m
- Tripods or frames available as installation aids

Minimum capacity 20 kN for each extension length.

See PERI Data Sheet for PEP Alpha props.



## PEP ERGO

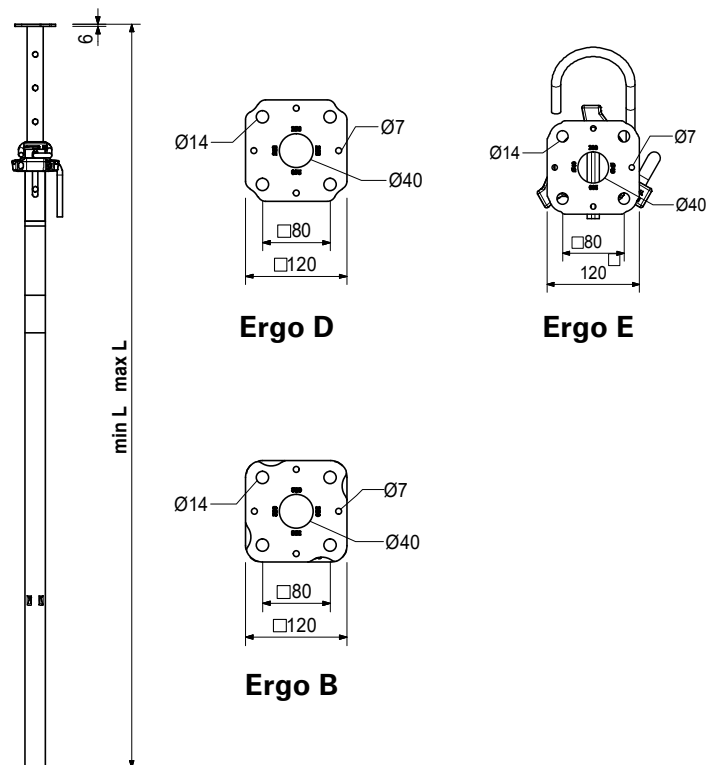


Slab prop made of steel.

PERI Article Nr.	Weight / pcs in kg	Maximum length in mm	Minimum length in mm	Type	Max. load capacity
116780	14,00	3000	1970	B 300	30.0kN
116790	15,60	3500	2250	B 350	30.0kN
117230	9,11	1500	980	D 150	35.0kN
116770	13,10	2500	1470	D 250	35.0kN
131360	15,90	3000	1790	D 300 +	35.0kN
131111	19,20	3500	2080	D 350 +	40.0kN
131104	19,30	3000	1790	E 300 +	50.4kN
131085	21,70	3500	2080	E 350 +	50.4kN

Permissible load: see PERI Design Tables.

The galvanised PEP ERGO slab props fulfil different load classes according to DIN EN 1065.



## Prop Class A painted



Red painted

PERI Article Nr.	Weight / pcs in kg	Maximum length in mm	Minimum length in mm	Max. load bearing capacity in kN	Designation	Quantity in main packaging
033508	11,65	2500	1510	25.88	A 250	50
033509	13,13	3000	1810	25.88	A 300	50
033510	14,70	3500	2010	23.81	A 350	50
033511	16,24	4000	2310	22.68	A 400	50

Slab prop made of steel. Delivered in bundles.

Fulfills DIN EN 1065.

### Red painted:

This is the standard surface finishing and is painted in Ral 3009. It covers the standard requirements when it comes to corrosion resistance and surface finishing.

## Prop Class A galvanized



Electrolytic galvanized

PERI Article Nr.	Weight / pcs in kg	Maximum length in mm	Minimum length in mm	Max. load bearing capacity in kN	Designation	Quantity in main packaging
033512	11,70	2500	1510	25.88	A 250	50
033513	13,18	3000	1810	25.88	A 300	50
033514	14,75	3500	2010	23.81	A 350	50
033515	16,24	4000	2310	22.68	A 400	50

Slab prop made of steel. Delivered in bundles.

Fulfills DIN EN 1065.

### Electrolytic galvanization:

The electrolytic galvanizing process ensures a surface coating thickness between 10 and 25 microns. The corrosion resistance is reaching an average value of 150 hours when tested with salt spray.

## Prop Class A dip. galvanized



Hot-dip galvanized

PERI Article Nr.	Weight / pcs in kg	Maximum length in mm	Minimum length in mm	Max. load bearing capacity in kN	Designation	Quantity in main packaging
033516	12,25	2500	1510	25.88	A 250	50
033517	13,80	3000	1810	25.88	A 300	50
033518	15,45	3500	2010	23.81	A 350	50
033519	17,01	4000	2310	22.68	A 400	50

Slab prop made of steel. Delivered in bundles.

Fulfills DIN EN 1065.

### Hot dip galvanization:

This process leads to a minimum surface coating thickness ranging from 50 to 75 microns. This ensures a very long resistance to corrosion and reaches an average value of 800 hours when tested with salt spray.

## Italian Prop



Red painted

PERI Article Nr.	Weight / pcs in kg	Maximum length in mm	Minimum length in mm	Load bearing capacity in kN*	Quantity in main packaging
033530	7,70	2700	1500	14.05 - 15.62	50
033531	8,30	3000	1700	12.06 - 15.62	50
033532	9,40	3200	1800	10.85 - 15.15	50
033533	9,60	3600	2000	8.14 - 15.62	50
033534	10,50	4000	2200	6.20 - 15.62	50
033535	11,50	4500	2500	5.04 - 15.62	50
033536	12,50	5000	2700	4.53 - 15.62	50

\*Safety factor 1,65

Light-weighted prop for simple shoring applications. Galvanized surface is available on request.

Delivered in bundles.

## Push-pull Prop PERI



Hot-dip galvanized

PERI Article Nr.	Weight / pcs in kg	Maximum length in mm	Minimum length in mm	Max load. Bearing capacity in kN	Quantity in main packaging	Type
033520	20,30	3600	2150	28.00	50	hot-dip galvanized

Working both in compression and tension, they are able to solve in a simple and effective way any type of problem. Often used for the positioning of precast walls.

## Push-pull Prop painted



Red painted

PERI Article Nr.	Weight / pcs in kg	Maximum length in mm	Minimum length in mm	Max. load bearing capacity in kN	Quantity in main packaging
033521	11,01	3600	2000	15.62	50
033522	13,74	4500	2400	15.62	50
033523	16,63	5500	3000	15.62	50

Working both in compression and tension, they are able to solve in a simple and effective way any type of problem. Often used for the positioning of precast walls.

The end plates have a variety of fixing options and provide a stable hold on the selected surfaces. Delivered in bundles.

## Push-pull Prop galvanized



Electrolytic galvanized

PERI Article Nr.	Weight / pcs in kg	Maximum length in mm	Minimum length in mm	Max load. Bearing capacity in kN	Quantity in main packaging
033524	11,01	3600	2000	25.62	50
033525	13,74	4500	2400	25.62	50
033526	16,63	5500	3000	25.62	50

Working both in compression and tension, they are able to solve in a simple and effective way any type of problem. Often used for the positioning of precast walls.

The end plates have a variety of fixing options and provide a stable hold on the selected surfaces.

Delivered in bundles.

## Push-pull Prop dip. galvanized



Hot-dip galvanized

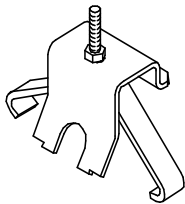
PERI Article Nr.	Weight / pcs in kg	Maximum length in mm	Minimum length in mm	Max load. Bearing capacity in kN	Quantity in main packaging
033527	11,67	3600	2000	25,62	50
033528	14,56	4500	2400	25,62	50
033529	17,63	5500	3000	25,62	50

Working both in compression and tension, they are able to solve in a simple and effective way any type of problem. Often used for the positioning of precast walls.

The end plates have a variety of fixing options and provide a stable hold on the selected surfaces.

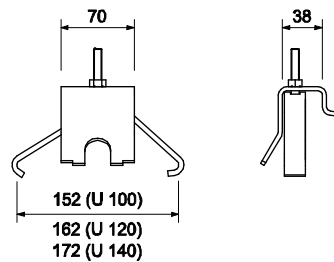
Delivered in bundles.

## Hook Strap HB



PERI Article Nr.	Weight / pcs in kg	Type
024880	0,52	Galvanized

For fixing VT Girders on Steel Walers SRZ and SRU, Profile U100, U120 and U140.



## Crosshead 20/24, galvanized

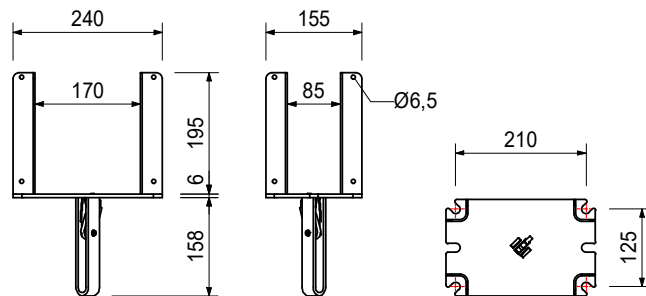


PERI Article Nr.	Weight / pcs in kg	Type
027890	3,08	Without self-locking coupling
028680	3,19	With self-locking coupling

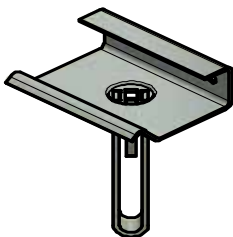
With or without self-locking coupling. For tilt-resistant support of one or two GT 24 or VT 20 girders.

Required hole diameter of the prop end plate  $\varnothing$  40 mm.

Girder overlap on both sides minimum 16.3 cm for GT 24 and 15 cm for VT 20.



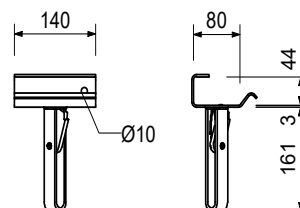
## Clawhead 16-20, galvanized



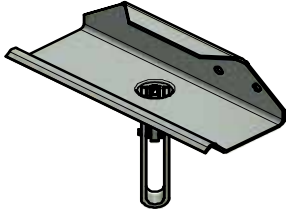
PERI Article Nr.	Weight / pcs in kg	Type
028660	1,04	With self-locking coupling
028670	0,94	Without self-locking coupling

With or without self-locking coupling. For positioning intermediate props on the VT 20 girder without nailing.

Required hole diameter of the prop end plate  $\varnothing$  40 mm.



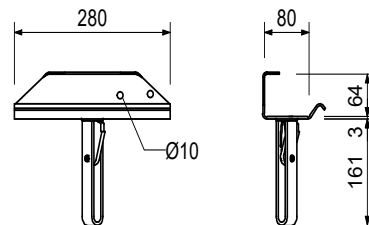
## Clawhead 24, galvanized



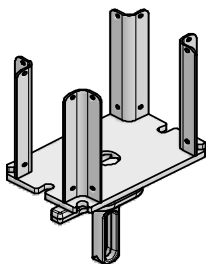
PERI Article Nr.	Weight / pcs in kg	Type
028880	1,54	Without self-locking coupling
028890	1,65	With self-locking coupling

With or without self-locking coupling. For positioning intermediate props on the GT 24 girder without nailing.

Required hole diameter of the prop end plate  $\varnothing$  40 mm.



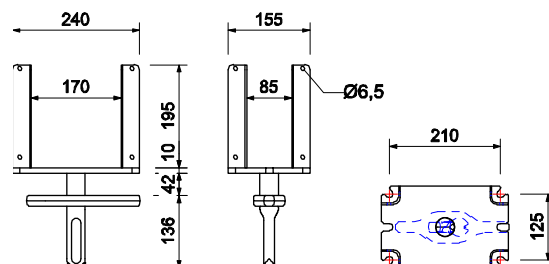
## Lowering Head 20/24, galvanized



PERI Article Nr.	Weight / pcs in kg
028870	5,43

For tilt-resistant support of one or two GT 24 or VT 20 Girders. Lowering range 4 cm.

Note: Required hole diameter of the prop end plate  $\varnothing$  40 mm. Girder overlap on both sides minimum 16.3 cm for GT 24 and 15 cm for VT 20.





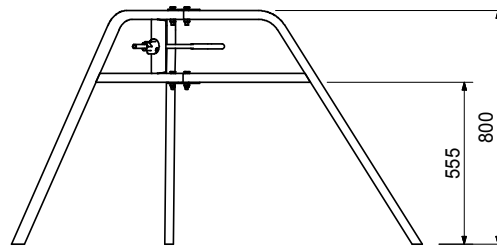
## Universal Tripod 57-120



PERI Article Nr.	Weight / pcs in kg
028000	9,19

Erection aid for slab props with  $\varnothing$  57 – 12 mm and 12 x 12 mm. Can also be used in combination with MULTIPROP MP Slab Props and all slab props with Base MP 50.

Only use as erection aid!



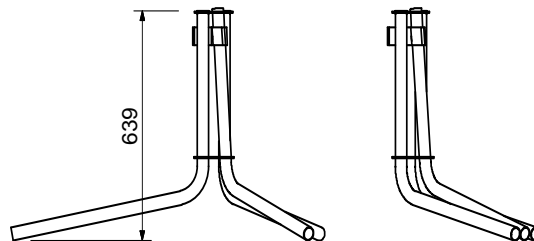
## Tripod 44-64



PERI Article Nr.	Weight / pcs in kg	Height in mm
107152	5,81	639

Erection aid for PEP Ergo Slab Props with  $\varnothing$  44 – 64 mm.

Only use as erection aid!



## Crosshead Alpha



PERI Article Nr.	Weight / pcs in kg	Type	Quantity in main packaging
033539	2,40	Electrolytic galvanized	300
033540	2,40	Hot-dip galvanized	300

Only for prop class A.

## Crosshead Light



PERI Article Nr.	Weight / pcs in kg	Type	Quantity in main packaging
033541	1,00	Electrolytic galvanized	500
033542	1,05	Hot-dip galvanized	500

Only for prop class A.

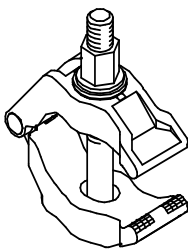
## H20 Beam Clamp



PERI Article Nr.	Weight / pcs in kg	Quantity in main packaging
033546	0,60	1.000

Only for prop class A.

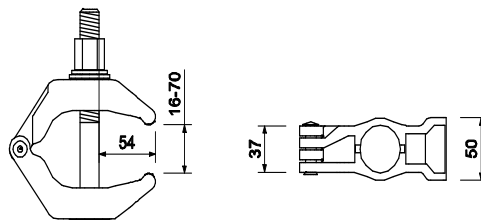
## Main Beam Clamp HD



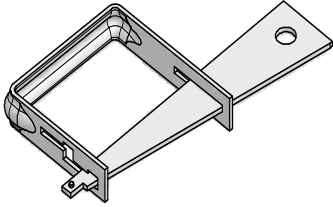
PERI Article Nr.	Weight / pcs in kg	Type
106183	2,20	Galvanized

For connecting crossed girders. 2 for each head spindle.

Take official approval into consideration!

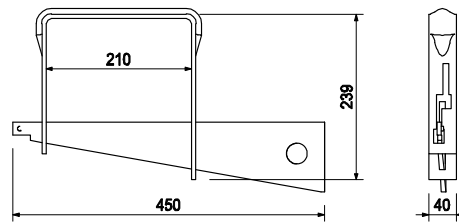
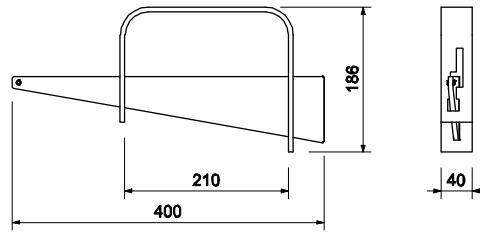


## Brace Clamp



PERI Article Nr.	Weight / pcs in kg	Dimension in mm
027940	1,84	48-76
027790	2,46	76-120

For assembly of 3 x 15 cm stiffening boards at slab props  $\varnothing$  48 – 76 mm (027940), as well as  $\varnothing$  76 – 89 mm and 100 x 100 mm to 120 x 120 mm (027790).





# Formwork Technology and Accessories



# Formwork Technology and Accessories



**Shuttering Aids and Clamps** 22



**Shuttering Strips** 29



**Wall Formwork Accessories** 33



**Tie Technology** 39



**Column Formwork** 52



**Box-Out Formwork** 62

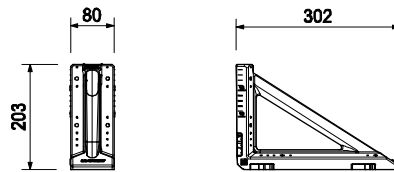
## Shuttering Aids and Clamps

### Plastic Slab Stopend Angle



PERI Article Nr.	Weight / pcs in kg	Length in mm	Height in mm
126299	0,47	302	203

See data sheet!



### Stopend Sleeve DW 15



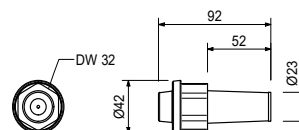
PERI Article Nr.	Weight / pcs in kg
065039	0,08

Anchoring for PERI stopend systems. With nailed plugs.

**Accessories:**

- **Plug** for Stopend Sleeve DW 15 (**065060**).

Permissible load: see PERI Design Tables.



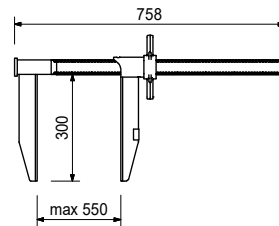
## Wall Clamp 55



PERI Article Nr.	Weight / pcs in kg	Height in mm	Designation
065045	5,05	300	Clamping max. 550 mm

For forming strip foundations, small beams etc..

For utilizing the max. concreting height of 30 cm, we recommend a distance of 1,20 m on foundations.



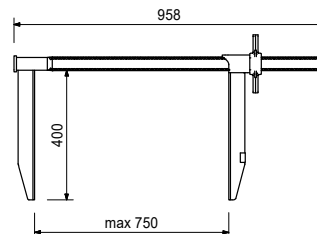
## Wall Clamp 75



PERI Article Nr.	Weight / pcs in kg	Height in mm	Designation
065076	6,16	400	Clamping max. 750 mm

For forming strip foundations, small beams etc..

For utilizing the max. concreting height of 40 cm, we recommend a distance of 1,00 m on foundations.



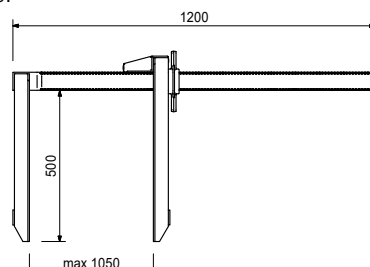
## Wall Clamp 105




PERI Article Nr.	Weight / pcs in kg	Height in mm	Designation
065046	12,70	500	Clamping max. 1.050 mm

For forming strip foundations, small beams etc..

For utilizing the max. concreting height of 50 cm, we recommend a distance of 0,80 m on foundations.



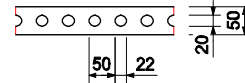
## Perforated foundation tie



PERI Article Nr.	Weight / pcs in kg
023020	16,90

For use with Foundation Tie Clamp TRIO, DOMINO, LIWA and HANDSET.

Permissible tension force 12,9 kN.



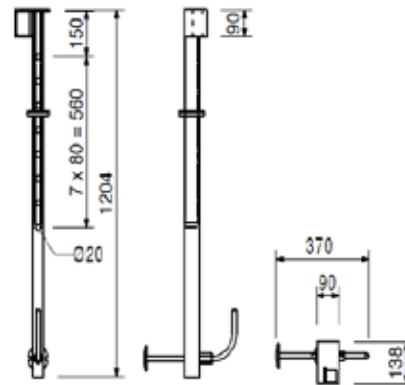
## Slab Stopend Bar 105



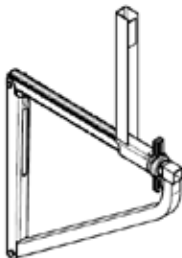
PERI Article Nr.	Weight / pcs in kg
065063	6,60

For forming with vertical slab stopend formwork for up to 5 cm slab thicknesses.  
Permissible load: see PERI Design Tables.

**Accessories:** Guardrail Post HSGP-2 (116292)

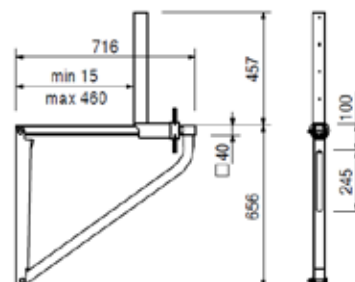


## Formwork Bracket-2



PERI Article Nr.	Weight / pcs in kg
065062	9,81

For forming of small cantilevers up to 45 cm and vertical stopends up to 30 cm.  
Permissible load: see PERI Design Tables.





## STREMAFORM Standard



PERI Article Nr.	Installed length mm	Installation width in mm
032625	2400	40 - 120
032626	2400	130
032627	2400	140
032628	2400	150
032629	2400	160
032630	2400	170
032631	2400	180
032632	2400	190
032633	2400	200
032634	2400	210
032635	2400	220
032636	2400	230
032637	2400	240
032638	2400	250
032639	2400	260
032640	2400	270
032641	2400	280
032642	2400	290
032643	2400	300
032644	2400	320
032645	2400	350
032646	2400	370
032647	2400	400
032648	2400	420
032649	2400	450
032650	2400	470
032651	2400	500
032652	2400	550

Stremaform formwork elements are used as lost formwork in floor slabs, ceilings and walls. The expanded metal, that is welded between the bars of a specially designed reinforcing steel mesh, gives rise to a rough surface. The reinforcement can be continued without a break into the second concrete pour.

Maximum fresh concrete pressure of 45 kN/m<sup>2</sup>.

### Test certificates:

- Assessment report: Stremaform elements in construction joints for constructions according to DIN EN 1992-1-1: Eurocode 2
- Users' declaration for the "Stremaform® system – formwork elements for working joints" in walls, base slabs, permanent edging formwork DB Netz AG, Frankfurt

## STREMAFORM Standard



PERI Article Nr.	Installed length mm	Installation width in mm
032653	2400	600
032654	2400	650
032655	2400	700
032656	2400	750
032657	2400	800
032658	2400	850
032659	2400	900
032660	2400	950
032661	2400	1000
032662	2400	1050
032663	2400	1100
032664	2400	1200
032665	2400	1250
032666	2400	1300
032667	2400	1400

Stremaform formwork elements are used as lost formwork in floor slabs, ceilings and walls. The expanded metal, that is welded between the bars of a specially designed reinforcing steel mesh, gives rise to a rough surface. The reinforcement can be continued without a break into the second concrete pour.

Maximum fresh concrete pressure of 45 kN/m<sup>2</sup>.

### Test certificates:

- Assessment report: Stremaform elements in construction joints for constructions according to DIN EN 1992-1-1: Eurocode 2
- Users' declaration for the "Stremaform® system – formwork elements for working joints" in walls, base slabs, permanent edging formwork DB Netz AG, Frankfurt

## PECAFIL



PERI Article Nr.	Weight / pcs in kg	Length in cm	Width in cm	Bar Ø mm	Pcs / Pallet
032600	3,16	240	45	5,5 / 4	200
032601	3,35	240	50	5,5 / 4	200
032602	3,77	240	55	5,5 / 4	200
032603	3,96	240	60	5,5 / 4	200
032604	4,57	240	70	5,5 / 4	200
032605	5,00	240	75	5,5 / 4	100
032606	5,18	240	80	5,5 / 4	100
032607	6,48	240	90	5,5 / 4	100
032608	6,41	240	100	5,5 / 4	100
032609	7,02	240	110	5,5 / 4	100
032610	7,63	240	120	5,5 / 4	100
032611	8,24	240	130	5,5 / 4	100
032612	8,85	240	140	5,5 / 4	100
032613	9,47	240	150	5,5 / 4	100
032614	10,08	240	160	5,5 / 4	100
032615	10,69	240	170	5,5 / 4	100
032616	11,30	240	180	5,5 / 4	100
032617	11,91	240	190	5,5 / 4	100
032618	12,53	240	200	5,5 / 4	100
032619	14,68	240	210	5,5 / 4	100
032620	13,75	240	220	5,5 / 4	100
032621	13,75	240	230	5,5 / 4	100
032622	14,97	240	240	5,5 / 4	100
032623	15,59	240	250	5,5 / 4	100
032624	30,89	240	500	5,5 / 4	50

Pecafile replaces conventional timber or steel shuttering for the in-ground construction of pile caps and ground beams, to provide fast and accurate formwork installation.

Can be formed to any profiles.

## Metal sheed



PERI Article Nr.	Weight / pcs in kg	Strength in mm	m <sup>2</sup> / Bundle	m <sup>2</sup> / Pallet	Pcs / Pallet
032939	2,10	0,3	89	311,5	350
032940	3,02	0,4	89	311,5	350

Height of the rib approx. 21mm, dimension: width 445mm, length 2.000mm.

A galvanized expanded metal sheed is specifically designed for concrete construction. It is produced from hot dipped zinc coated steel and features approx. 21mm deep ribs running lengthwise across the sheet. It can be used for construction joints and stop ends.

## Plaster base panel 4mm



PERI Article Nr.	Weight / pcs in kg	Strength in mm	m <sup>2</sup> / Bundle	m <sup>2</sup> / Pallet	Pcs / Bundle	Pcs / Pallet
032942	1,32	0,3	30	600	20	400

Height of the rib approx. 4mm, dimension: width 600mm, length 2.500mm.

Plaster base panel made of galvanised sheet steel. Very well suited for use with thin plaster layers. The 4mm-high ribs make it very stable while retaining good ductility. Easily adaptable to all geometric forms.

## Plaster base panel 8mm



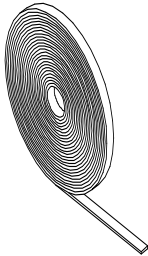
PERI Article Nr.	Weight / pcs in kg	Strength in mm	m <sup>2</sup> / Bundle	m <sup>2</sup> / Pallet	Pcs / Bundle	Pcs / Pallet
032941	1,77	0,3	30	600	20	400

Height of the rib approx. 8mm, dimension: width 600mm, length 2.500mm.

Plaster base panel made of galvanised sheet steel. The small mesh size ensures better anchoring of the plaster. The 8mm-high ribs make it very robust and highly resistant while retaining good ductility. Easily adaptable to all geometric forms!

## Shuttering Strips

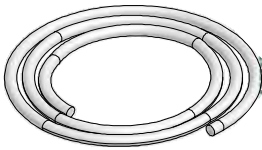
### Sealing Tape



PERI Article Nr.	Weight / pcs in kg	Length in m	Width in mm	Height in mm	Designation
037620	0,02	10	20	5	-
126012	0,05	10	15	4	EPDM

Delivery unit: 1 roll (10 m).

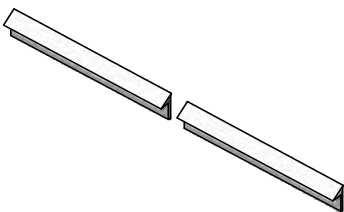
### Sealing string



PERI Article Nr.	Weight / pcs in kg	Length in m	Ø in mm
126014	0,01	35	20

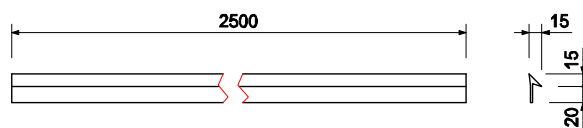
Delivery unit: 1 roll (35 m).

### Chamfer strip with flange

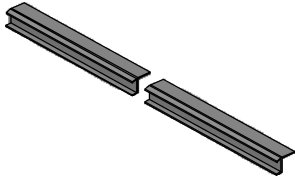


PERI Article Nr.	Weight / pcs in kg	Length in m
031200	0,47	2,50

Made out of plastic.

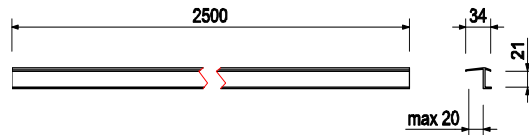


## Formwork joint 21/40



PERI Article Nr.	Weight / pcs in kg	Length in m
030260	0,50	2,50
101706	1,23	3,00

Plastic profile strip for easier striking of shafts.



## Chamfer strip




PERI Article Nr.	Length in m	Length a in mm	Length b in mm	m / Bundle	m / Pallet
032026	2,50	10	15	100	10.000
032027	2,50	15	21	100	10.000
032028	2,50	20	28	100	10.000
032029	2,50	25	35	100	4.900
032030	2,50	30	41	100	4.900

Full, without nail strip

Tolerance +/- 1,5mm. Length tolerance +10mm, -20mm.

## Chamfer strip blank




PERI Article Nr.	Length in m	Length a in mm	Length b in mm	Length c in mm	m / Bundle	m / Pallet
032031	2,50	10	15	24	100	10.000
032032	2,50	15	21	31	100	9.900
032033	2,50	20	28	36	100	4.900
032034	2,50	25	35	45	50	2.450

Tolerance +/- 1,5mm. Length tolerance +10mm, -20mm.

Hollow, with nail strip

## Chamfer strip full




PERI Article Nr.	Length in m	Length a in mm	Length b in mm	Length c in mm	m / Bundle	m / Pallet
032035	2,50	7	10	20	100	10.000
032036	2,50	10	15	25	100	10.000
032038	2,50	15	21	30	120	5.000

Tolerance +/- 1,5mm. Length tolerance +10mm, -20mm.

Full, with nail strip

## Chamfer strip full HDPE




PERI Article Nr.	Length in m	Length a in mm	Length b in mm	Length c in mm	m / Bundle	m / Pallet
032037	2,50	10	15	25	200	9.000
032039	2,50	15	21	30	120	5.400

Tolerance +/- 1,5mm. Length tolerance +10mm, -20mm.

Full, with nail strip HDPE


## Drip profile



PERI Article Nr.	Length in m	Length a in mm	Length b in mm	Length c in mm	m / Bundle	m / Pallet
032015	2,00	31	10	10	40	2.000
032016	2,00	45	10	10	40	2.000
032017	2,00	55	12	16	40	2.000

Tolerance +/- 1,5mm. Length tolerance +10mm, -20mm.

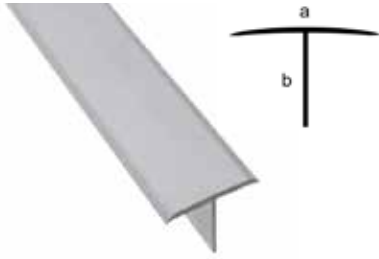
## Trapeze bar



PERI Article Nr.	Length a in mm	Length b in mm	Length c in mm	Length in m	m / Bundle	m / Pallet
032170	16,00	10	20	2,5	100	2.000
032171	20,00	10	10	2,5	100	2.000
032173	30,00	20	15	2,5	100	2.000
032174	40,00	20	10	2,5	100	2.000

Tolerance +/- 1,5mm. Length tolerance +10mm, -20mm.

## T-PROFILE



PERI Article Nr.	Length a in mm	Length b in mm	Length in m	m / Bundle	m / Pallet
032172	42,00	21	2,5	100	5.000

Tolerance +/- 1,5mm. Length tolerance +10mm, -20mm.


## Water tripping strip 15



PERI Article Nr.	Length a in mm	Length b in mm	Length c in mm	Length d in mm	Length in m	m / Bundle	m / Pallet
032242	11	15	23	8	2,50	100	5.000

Tolerance +/- 1,5mm. Length tolerance +10mm, -20mm.


## Water tripping strip 20



PERI Article Nr.	Length a in mm	Length b in mm	Length c in mm	Length d in mm	Length in m	m / Bundle	m / Pallet
032243	12	20	29	18	2,50	100	5.000

Tolerance +/- 1,5mm. Length tolerance +10mm, -20mm.

## Water tripping strip 30



PERI Article Nr.	Length a in mm	Length b in mm	Length c in mm	Length d in mm	Length in m	m / Bundle	m / Pallet
032244	16	30	35	32	2,50	100	2.000

Tolerance +/- 1,5mm. Length tolerance +10mm, -20mm.



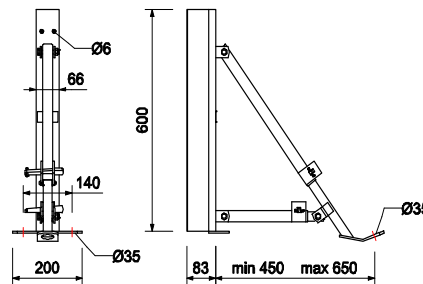
## Wall Formwork Accessories

### Stopend Angle, adjustable



PERI Article Nr.	Weight / pcs in kg	Height in mm	Width in mm
065040	6,82	600	450 - 650

For forming base slabs up to 60 cm thick.



### EXCENTER open



PERI Article Nr.	Ø in mm	Height in mm	Pcs per Bag / Box / Sack	Pcs / Big Bag	Pcs / Pallet
032076	48,00	30	100	500	12.000

For quick and user-friendly positioning of formwork on concrete foundations or for distance fixing of reinforcement mats.

Easy positioning on rough surfaces.

Can be used with almost all common bolt pusher/pin setting tools and magazined nails.

### EXCENTER open with nail



PERI Article Nr.	Ø in mm	Height in mm	Length in mm	Pcs / Big Bag	Pcs / Pallet
032077	48,00	30	57	100	7.000

For quick and user-friendly positioning of formwork on concrete foundations or for distance fixing of reinforcement mats.

Easy positioning on rough surfaces.

Can be used with almost all common bolt pusher/pin setting tools and magazined nails.

## EXCENTER full




PERI Article Nr.	Ø in mm	Height in mm	Pcs per Bag / Box / Sack	Pcs / Big Bag	Pcs / Pallet
032078	40,00	30	100	500	10.000

For quick and user-friendly positioning of formwork on concrete foundations or for distance fixing of reinforcement mats.

Easy positioning on rough surfaces.

Can be used with almost all common bolt pusher/pin setting tools and magazined nails.

## Mounting plate full



Leveling shims full

PERI Article Nr.	Thickness in mm	Dimension in mm	Pcs per Bag / Box / Sack	Pcs / Big Bag	Pcs / Pallet
032218	2	70 x 70	125	1.000	15.000
032219	3	70 x 70	125	1.000	15.000
032220	4	70 x 70	125	500	15.000
032221	5	70 x 70	125	500	15.000
032222	6	70 x 70	125	500	15.000
032223	7	70 x 70	125	500	15.000
032224	8	70 x 70	125	-	12.000
032225	9	70 x 70	125	-	12.000
032227	10	70 x 70	125	-	10.000
032229	12	70 x 70	125	-	8.000
032230	15	70 x 70	50	250	8.000
032232	20	70 x 70	50	250	6.000

PVC free.

## Mounting plate light



Leveling shims lightweight

PERI Article Nr.	Thickness in mm	Dimension in mm	Pcs per Bag / Box / Sack	Pcs / Big Bag	Pcs / Pallet
032226	9	70 x 70	125	-	12.000
032228	10	70 x 70	125	-	10.000
032231	15	70 x 70	50	250	8.000
032233	20	70 x 70	50	250	6.000

PVC free.

## Mounting plate slot



Leveling shims horse shoe (length approx. 45mm, slot approx. 22mm wide)

PERI Article Nr.	Thickness in mm	Dimension in mm	Pcs per Bag / Box / Sack	Pcs / Pallet
032234	2	70 x 70	125	15.000
032235	3	70 x 70	125	15.000
032236	5	70 x 70	125	15.000
032237	7	70 x 70	125	15.000
032238	9	70 x 70	125	12.000
032239	10	70 x 70	125	10.000
032240	12	70 x 70	125	8.000
032241	15	70 x 70	50	8.000

PCV free.

## Plastic nail



PERI Article Nr.	Length in mm	Pcs per Bag / Box / Sack	Pcs / Big Bag	Pcs / Pallet
032125	50	1000	10.000	50.000
032126	75	1000	3.000	60.000
032127	100	500	2.000	40.000
032128	125	500	1.500	30.000
032129	150	500	-	25.000
032130	175	250	-	20.000
032131	200	100	-	20.000
033410	250	-	-	16.000
033411	275	-	-	16.000

## Formwork Plug



PERI Article Nr.	Weight / pcs in kg	Ø in mm	Type
124895	0,002	18,3	For MX15
125099	0,006	27,6	For MX18
030290	0,002	20	For unused tie holes Ø 20mm
030300	0,002	20,6 - 25,5	For unused tie holes Ø 20, Ø 22, Ø 24 mm
030320	0,004	25	For TRS
124739	0,003	20	For Lico
128274	0,002	20	For DUO

For closing formwork tie holes which are not required.

## Zemdrain Classic



PERI Article Nr.	Weight / pcs in kg	Length in m	Width in m	m <sup>2</sup> / roll
032287	27,75	50	1,60	80,00
032288	33,00	50	1,90	95,00
032289	39,00	50	2,25	112,50
032291	45,00	50	2,60	130,00
032292	50,00	50	2,90	145,00
032293	55,00	50	3,20	160,00
032294	73,50	50	4,20	210,00



Without

With Zemdrain

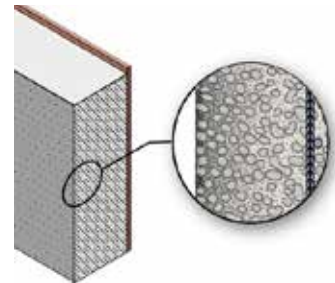
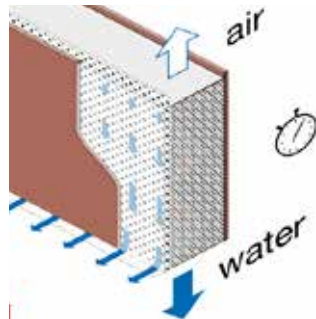
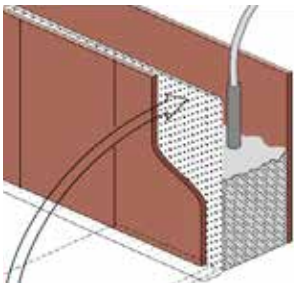
Controlled permeability formliner. Improves the concrete surface and therefore increases quality and durability.

One time use. Width tolerance  $\pm 2$  cm.


To be installed with article number 032203, 032204 and 032205.

### Test certificates:

- BBA certificate
- Suitable for drinking water
- Comparative tests on concrete test specimens which were produced with water draining Zemdrain® formwork and conventional formwork
- Comparison of concrete surfaces made with Zemdrain® Classic and Zemdrain® MD



## Zemdrain MD



PERI Article Nr.	Weight / pcs in kg	Length in m	Width in m	m <sup>2</sup> / roll
032295	59,00	35	2,5	87,5

Controlled permeability formliner. Improves the concrete surface and therefore increases quality and durability.

Can be used twice, saving more than 50% of the costs. Width tolerance  $\pm 1$  cm  
To be installed with article number 032203, 032204 and 032205.

- BBA certificate
- Suitable for drinking water
- Comparative tests on concrete test specimens which were produced with water draining Zemdrain® formwork and conventional formwork
- Comparison of concrete surfaces made with Zemdrain® Classic and Zemdrain® MD



## Zemdrain double-sided tape



PERI Article Nr.	Weight / pcs in kg
032297	0,70

Special double-sided adhesive tape 50 mm x 0.5 mm - 50 lin.m., adhesive on both sides for fixing Zemdrain® formwork liners. Not suitable for use in drinking water applications.

## Zemdrain cover tape



PERI Article Nr.	Weight / pcs in kg
032299	0,35

Zemdrain® cover tape 50 mm x 0.5 mm - 10 m.; Zemdrain® laminated self-adhesive tape for covering formwork joints, stapled Zemdrain® joints, for repair of any damaged Zemdrain® surfaces or for edge coverage of lined used formwork elements (it is possible that some isolated small blowholes will occur in the vicinity of the adhesive tape due to the impermeability of the adhesive film). Not suitable for use in drinking water applications.

## Zemdrain acc cover tape DW



PERI Article Nr.	Weight / pcs in kg
032301	0,38

Zemdrain® cover tape 50 mm - 30 m. For covering formwork joints in the drinking water sector, attachment with staples. No self-adhesive tape.

## Zemdrain acc foamed joint tape



PERI Article Nr.	Weight / pcs in kg
032302	0,10

Foamed plastic joint tape 19 mm x 6 mm - 10 lin.m. For covering formwork joints. Not suitable for drinking/potable water and reservoir applications.

## Zemdrain MD double-sided tape



PERI Article Nr.	Weight / pcs in kg
032298	0,31

MD-fixing tape 50 mm x 1.0 mm - 10 lin.m/roll; double-sided adhesive tape, white, for fixing and sealing of Zemdrain® MD to formwork (it is possible that some isolated small blowholes will occur in the vicinity of the adhesive tape due to the impermeability of the adhesive film). Not suitable for use in drinking water applications.

# Tie Technology

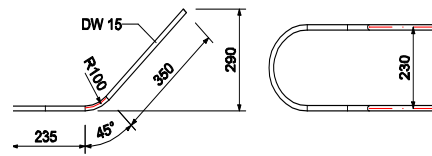
## Brace Frame Double Anchor DW15



PERI Article Nr.	Weight / pcs in kg
030060	2,13

Non-weldable! Take approval into consideration!

Permissible load 2 x 9 kN. Dependent on concrete strength and installation depth.

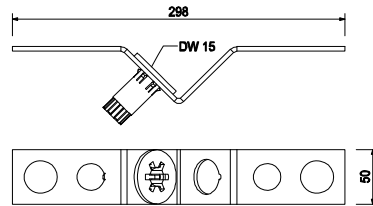


## V-Tie Holder



PERI Article Nr.	Weight / pcs in kg	Type
031580	0,44	DW15
031590	0,42	DW20
031600	0,43	DW26

For easy installation of DW 15, 20 or 26 Tie Rods at 45° inclinations.

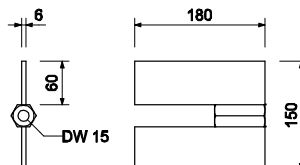


## Weld on Anchor DW 15



PERI Article Nr.	Weight / pcs in kg
031300	1,35

For anchoring single-sided formwork.  
Permissible tension force 90 kN.

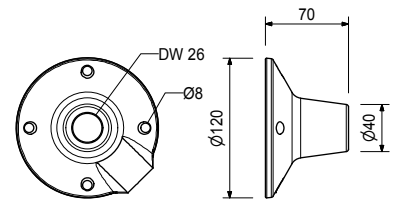
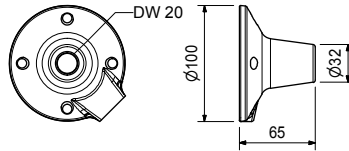
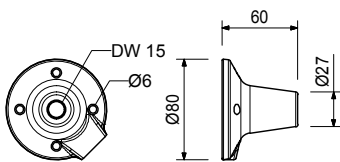


## Threaded Plate



PERI Article Nr.	Weight / pcs in kg	Type
030840	0,52	For use with Tie Rod DW 15 or B 15
030860	0,79	For use with Tie Rod DW 20, B 20 or Screw-On Cone-2 M24/DW 20
030870	1,26	For use with Tie Rod DW 26 or Screw-On Cone M36/DW 26

For anchoring in concrete. Lost anchor part.



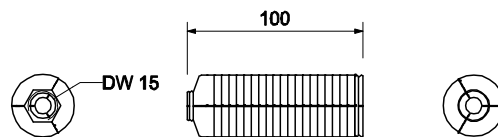
## Rock Anchor HB DW 15



PERI Article Nr.	Weight / pcs in kg
108795	0,45

For subsequent anchoring with DW 15 tie rods. Diameter of drilled hole 36,5 - 38 mm.

Follow Instructions for Use!



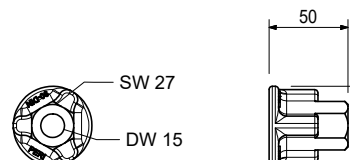
## Cam nut DW15



PERI Article Nr.	Weight / pcs in kg	Type
030130	0,32	Galvanized

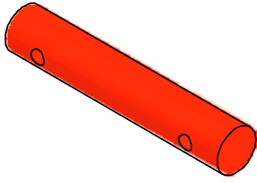
For anchoring with Tie Rod DW 15 and B 15.

Permissible load 90 kN.





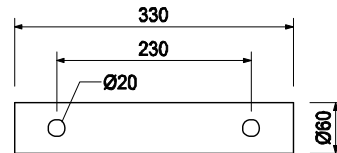
## Double Anchor Tie Yoke




PERI Article Nr.	Weight / pcs in kg
027520	7,03

For anchoring with Tie Rod DW 15.

Permissible load 2 x 90 kN.



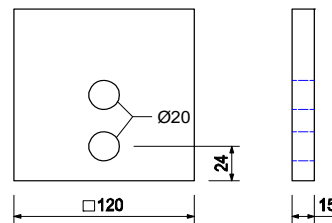
## Counterplate DW15



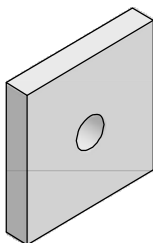
PERI Article Nr.	Weight / pcs in kg	Dimension in mm
030140	1,62	102 x 120 x 15

For anchoring with Tie Rod DW 15 and B 15.

Permissible tension force 90 kN.



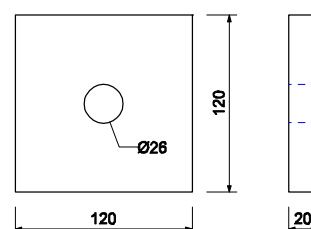
## Counterplate DW20



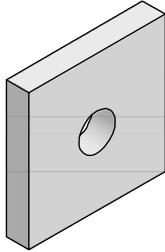
PERI Article Nr.	Weight / pcs in kg	Dimension in mm
030830	2,18	120 x 120 x 20

For anchoring with Tie Rod DW 20 and B 20.

Permissible load 150



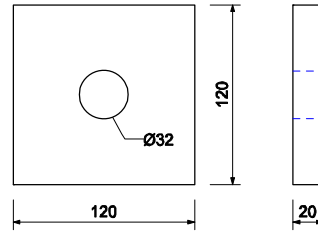
## Counterplate DW26



PERI Article Nr.	Weight / pcs in kg	Dimension in mm
030420	2,14	120 x 120 x 20

For anchoring with Tie Rod DW 26.

Permissible load 250 kN.



## Wingnut Counterplate DW15



PERI Article Nr.	Weight / pcs in kg	Type
030110	0,80	Galvanized

For anchoring with Tie Rod DW 15 and B 15.

Permissible load 90 kN.

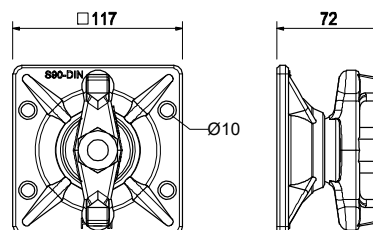
## Wingnut Pivot Plate DW15



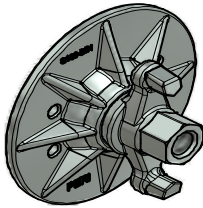
PERI Article Nr.	Weight / pcs in kg	Type
030370	1,66	Galvanized

For anchoring with Tie Rod DW 15 and B 15. With pivoting captive nut. Maximum angle of tilting 8°. Wrench size SW 27.

Permissible load 90 kN.



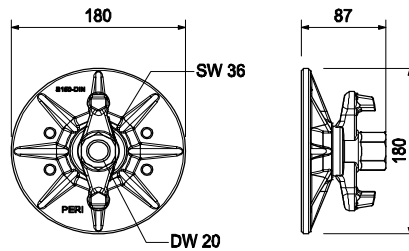
## Wingnut Pivot Plate DW20



PERI Article Nr.	Weight / pcs in kg	Type
127587	3,21	Galvanized

For anchoring with Tie Rod DW 20. With pivoting captive nut. Maximum angle of tilting +/- 8°.

Permissible load 120 kN.



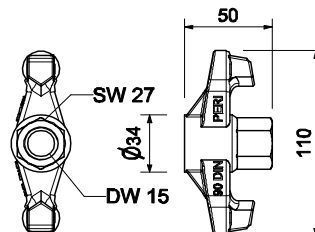
## Wing Nut DW15



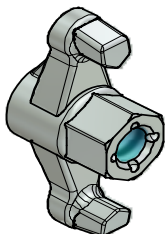
PERI Article Nr.	Weight / pcs in kg	Type
030100	0,44	Galvanized

For anchoring with Tie Rod DW 15 and B 15.

Permissible load 90 kN.



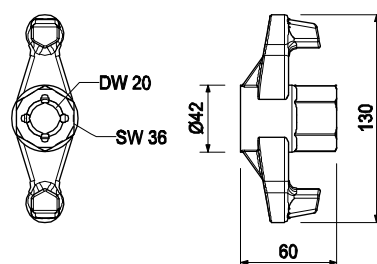
## Wing Nut DW20



PERI Article Nr.	Weight / pcs in kg	Type
030990	0,79	Galvanized

For anchoring with Tie Rod DW 20 and B 20.

Permissible load 150 kN.



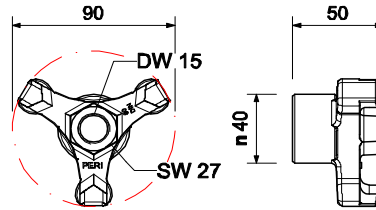
## Three wing Nut DW15



PERI Article Nr.	Weight / pcs in kg	Type
030190	0,46	Galvanized

For anchoring with Tie Rod DW 15 and B 15.

Permissible load 90 kN.



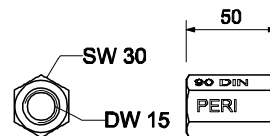
## Hex Nut DW15, weldable



PERI Article Nr.	Weight / pcs in kg	Type
030550	0,23	SW 30/50

For anchoring with Tie Rod DW 15 and B 15.  
Weldable!

Permissible load 90 kN.



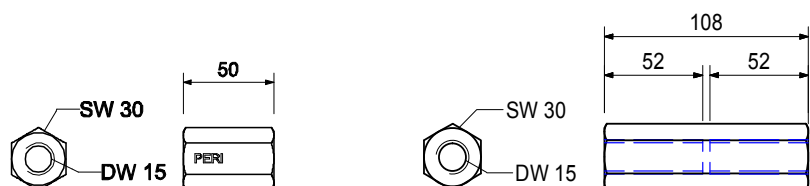
## Hex Nut DW15




PERI Article Nr.	Weight / pcs in kg	Lenth in mm	Type
030070	0,22	50	SW 30/50, galvanized
030090	0,40	108	SW 30/108, galvanized

For anchoring with Tie Rod DW 15 and B 15.

Permissible load 90 kN.



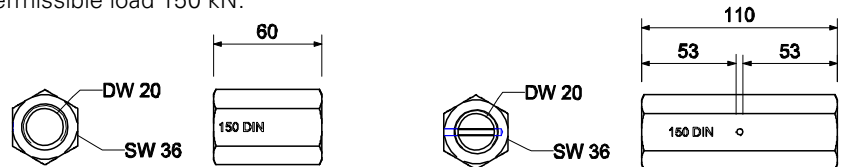
## Hex Nut DW20, weldable



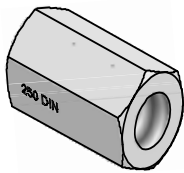
PERI Article Nr.	Weight / pcs in kg	Length in mm	Type
030580	0,37	60	SW 36/60
030590	0,69	110	SW 36/110

For anchoring with Tie Rod DW 20 and B 20.  
Weldable!

Permissible load 150 kN.



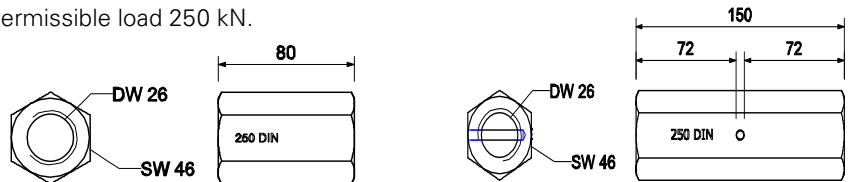
## Hex nut DW26, weldable



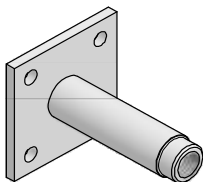
PERI Article Nr.	Weight / pcs in kg	Length in mm	Type
030970	0,80	80	SW 46/150
030980	1,54	150	SW 46/80

For anchoring with Tie Rod DW 26.  
Weldable!

Permissible load 250 kN.



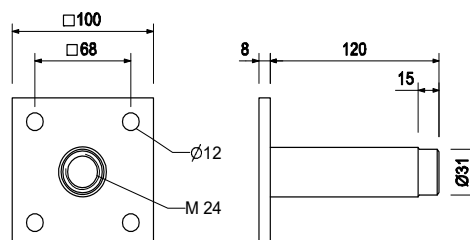
## Bolt Anchor Sleeve M 24



PERI Article Nr.	Weight / pcs in kg	Designation
026230	1,01	Non-galvanized
102111	1,01	Galvanized

To anchor platform systems. Separate design information on request.

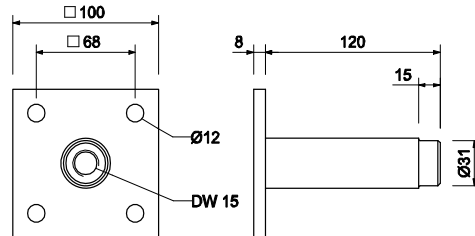
**Accessories:** 026240, 026250, 116233, 026420, 116234, 115150



## Bolt Anchor Sleeve DW 15



PERI Article Nr.	Weight / pcs in kg
026280	1,22



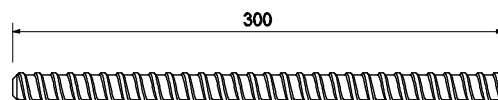
## Tie Rod B 15



PERI Article Nr.	Weight / pcs in kg	Length in m	Width in mm
030150	0,42	0,30	15

Weldable! Consider approval!  
Special length and B20 sizes on request.

Permissible tension force 82 kN.



## DYWIDAG Tie Rod DW15



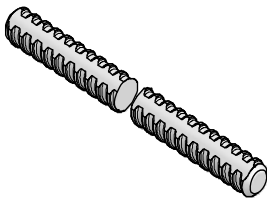
PERI Article Nr.	Weight / pcs in kg	Length in m
030005	0,72	0,50
030010	1,23	0,85
030480	1,44	1,00
030490	1,73	1,20
030170	2,16	1,50
030020	2,45	1,70
030180	2,88	2,00
030710	3,60	2,50
030720	4,32	3,00
030730	5,04	3,50
030160	8,64	6,00

Non-weldable! Take official approval into consideration!  
Special length on request.

Permissible tension force 90 kN.



## DYWIDAG Tie Rod DW 20

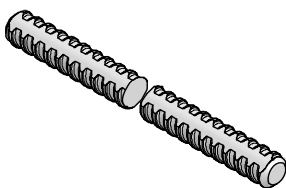


PERI Article Nr.	Weight / pcs in kg	Length in m
030640	1,28	0,50
030641	2,56	1,00
030680	15,40	6,00

Non-weldable! Take official approval into consideration!  
Special length on request.

Permissible tension force 150 kN.

## DYWIDAG Tie Rod DW 26



PERI Article Nr.	Weight / pcs in kg	Length in m
030645	2,24	0,50
030646	4,48	1,00
030690	26,90	6,00

Non-weldable! Take official approval into consideration!  
Special length on request.

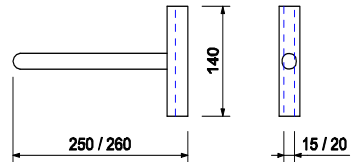
Permissible tension force 250 kN.

## Tie Rod Wrench

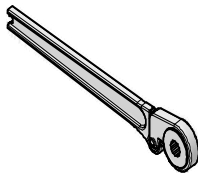


PERI Article Nr.	Weight / pcs in kg	Type
031070	1,26	For DW15
031050	1,78	For DW20

For easy handling of Tie Rod DW 15 or DW 20.

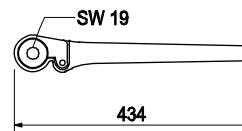


## Tie Rod Spanner MX15



PERI Article Nr.	Weight / pcs in kg
116841	1,45

For easy release of the MX Ties.





## Spacer tube plain



Smooth surface.

PERI Article Nr.	Inside Ø mm	Outside Ø mm	Length in m	m / Bundle	m / Pallet
032004	22,00	25,00	2,00	100	3.500
032006	22,00	26,00	2,00	100	3.500
032009	26,00	30,00	2,00	50	2.100
032012	26,00	31,00	2,00	50	2.100
032014	26,00	32,00	2,00	50	2.100

Spacer tube for the production of formwork tie points on the construction site. By cutting the spacing tube the required lengths can be produced quickly on site.

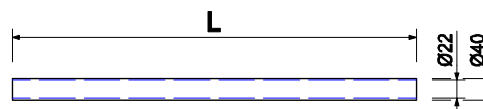
## Spacer tube rough



Roughened surface

PERI Article Nr.	Inside Ø mm	Outside Ø mm	Length in m	m / Bundle	m / Pallet
065027	22,00	26,00	0,21	-	-
065030	22,00	26,00	0,27	-	-
032001	20,00	24,00	2	100	3.000
065027	22,00	26,00	2	-	-
032002	20,00	26,00	2	100	3.000
032003	22,00	25,00	2	100	3.500
032005	22,00	26,00	2	100	3.500
032007	22,00	28,00	2	100	3.000
032008	26,00	30,00	2	50	2.100
032011	26,00	31,00	2	50	2.100
032013	26,00	32,00	2	50	2.100
031626	28,00	33,00	3	-	-
031627	32,00	37,00	3	-	-
031634	42,00	47,00	3	-	-

Spacer tube for the production of formwork tie points on the construction site. By cutting the spacing tube the required lengths can be produced quickly on site.



## Star tube



PERI Article Nr.	Inside Ø mm	Outside Ø mm	Length in m	m / Bundle	m / Pallet
033002	9,00	20	2	100	3.000
033003	14,00	28	2	100	3.000
033004	20,00	36	2	100	3.000

Spacer tube for the production of formwork tie points on the construction site. By cutting the spacing tube the required lengths can be produced quickly on site.

## Fibre distance tube - fixed length



PERI Article Nr.	Weight / pcs in kg	Cutting length	Pcs / carton	Cartons / Pallet	Kg / Pallet
032528	0,19	10	200	24	922
032530	0,24	13	120	36	1057
032531	0,26	14	120	36	1160
032532	0,28	15	120	36	1243
032533	0,30	16	100	36	1111
032534	0,34	18	100	24	834
032535	0,38	20	80	36	1112
032536	0,41	22	100	24	1011
032537	0,44	23	70	36	1119
032538	0,45	24	70	36	1162
032539	0,47	25	70	36	1207
032541	0,53	28	60	36	1160
032542	0,57	30	60	36	1240
032543	0,62	33	60	24	913
032544	0,66	35	60	24	966
032545	0,69	36,5	60	24	1006
032546	0,71	38	60	24	1045
032547	0,75	40	60	24	1097

Made of fibre concrete, internal diameter 22 mm.

Any cut length up to 1.25 m can be supplied. Standard lengths for distance tubes Ø 27 mm are available on request.

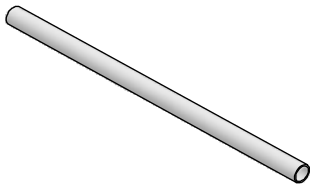
## Fibre distance tube - uncut



PERI Article Nr.	Weight / pcs in kg	Length in m	Inside Ø mm	m / Pallet	Kg / Pallet
032525	2,29	1,25	22	750	1393
032526	2,63	1,25	27	625	1333

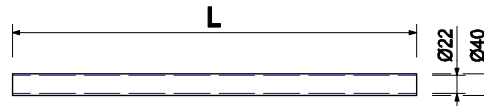
Made of fibre concrete.

## Fibre distance tube FZR




PERI Article Nr.	Weight / pcs in kg	Length in m	Inside Ø mm	Outside Ø mm
031260	1,50	0,90	22	40

Spacer Tube made of fibre reinforced concrete for use with Tie Rod DW 15, wall thickness 9 mm, asbestos-free!



## Column Formwork

Fast pouring of different shaped columns with single use column formwork.



### Product advantages:

- 100% water-resistant and can be stored outside without damaging the quality of the tubes. The installation is in all weather conditions without problems possible.
- MONOTUB and NEVOTUBE formworks provide a perfect concrete surface.
- Cost-effectiveness
- Fast and economical to use. Several columns can be poured in one working stage, guaranteeing optimum building progress on site. Extremely light and easy to handle during transport and erection. In the most of cases are no crane required on site.
- Eco-friendly. No cleaning and return of the formwork necessary. Requires no mould oils or release agents. Unproblematic waste disposal.
- Different shapes and forms available on request



## MONOTUB smooth



PERI Article Nr.	Ø in mm	Wall thickness in mm	Speed of casting m / h	Required amount of concrete approx. m <sup>3</sup> / m	Weight kg / m
032084	150	3	6	0,02	1,37
032085	200	3	6	0,03	1,39
032086	240	3	6	0,05	1,85
032087	250	3	6	0,05	1,90
032088	300	3	6	0,07	2,44
032089	350	4	6	0,10	3,04
032090	400	4	5	0,13	3,99
032091	450	4	4	0,16	4,57
032092	500	4	3	0,20	5,25
032093	550	5	3	0,24	6,59
032094	600	5	3	0,28	7,85
032095	650	5	3	0,33	8,36
032096	700	5	3	0,39	8,90
032097	750	5	3	0,46	9,53
032098	800	5	3	0,52	11,03
032099	900	5	2	0,65	12,42
032101	1000	6	2	0,79	14,80
032102	1200	6	2	1,13	17,75

Perfect facing concrete! With the integrated zipp-off the columns are stripped easily in seconds.

On columns with diameter 650mm or bigger two vertical joints of the PVC insert will remain visible on the column. From 7 meter +10% surcharge!

If self-compacting concrete is used, the casting speed needs to be halved.

## MONOTUB spiral



Available on request!

PERI Article Nr.	Ø in mm	Wall thickness in mm	Speed of casting m / h	Required amount of concrete approx. m <sup>3</sup> / m	Weight kg / m
032103	150	3	6	0,02	0,80
032104	200	3	6	0,03	1,12
032105	240	3	6	0,05	1,62
032106	250	3	6	0,05	1,72
032107	300	3	6	0,07	2,10
032108	350	4	6	0,10	2,60
032109	400	4	5	0,13	3,36
032111	450	4	4	0,16	3,70
032112	500	4	3	0,20	4,56
032113	550	5	3	0,24	5,73
032114	600	5	3	0,28	6,25
032115	650	5	3	0,33	7,10
032116	700	5	3	0,39	7,70
032117	750	5	3	0,46	8,20
032118	800	5	3	0,52	9,60
032119	900	5	2	0,65	10,80
032120	1000	6	2	0,79	13,00
032121	1200	6	2	1,13	16,20

Perfect facing concrete! With the integrated zipp-off the columns are stripped easily in seconds.

On columns with diameter 650mm or bigger two vertical joints of the PVC insert will remain visible on the column. From 7 meter +10% surcharge!

If self-compacting concrete is used, the casting speed needs to be halved.

## NEVOTUBE Rectangle



PERI Article Nr.	Dimension in mm	Outside Ø mm	Chamfer approx. mm	Speed of casting m / h	Required amount of concrete approx. m <sup>3</sup> / m	Weight kg / m
032177	200x240	300	18	6	0,05	2,9
032178	200x250	300	27	6	0,05	3,0
032179	200x300	350	17	6	0,06	3,5
032181	240x250	330	24	6	0,06	3,4
032182	240x300	360	31	6	0,07	3,8
032183	240x350	400	33	5	0,08	4,7
032184	240x365	400	51	5	0,09	4,9
032185	240x400	450	25	5	0,10	5,3
032186	240x450	500	18	5	0,11	7,5
032188	250x300	360	38	6	0,08	3,9
032189	250x350	400	40	5	0,09	4,8
032190	250x400	450	31	5	0,10	5,4
032191	250x450	500	23	5	0,11	7,6
032192	250x500	550	18	4	0,13	7,9
032194	300x350	450	16	5	0,11	5,2
032195	300x400	470	38	4	0,12	5,6
032196	300x450	500	54	4	0,14	7,9
032197	300x500	550	47	3	0,15	8,2
032198	300x550	600	39	3	0,17	9,3
032199	300x600	650	35	3	0,18	10,2
032202	350x400	500	38	4	0,14	5,8
032203	350x450	550	26	3	0,16	8,1
032204	350x500	600	16	3	0,18	8,4
032205	350x600	685	16	3	0,18	10,5
032208	400x450	550	60	3	0,18	8,0
032209	400x500	600	48	3	0,20	8,6
032210	400x550	650	37	3	0,22	9,7
032211	400x600	700	28	3	0,24	10,7
032213	450x500	650	28	3	0,23	8,2
032214	450x550	685	33	3	0,25	9,9
032215	450x600	791	30	3	0,27	10,9
032217	500x600	750	37	3	0,30	11,3

Perfect facing concrete! Other dimensions and shapes available on request.  
 If self-compacting concrete is used, the casting speeds needs to be halved.  
 On columns up to 4 meters no visible, horizontal joints of the insert. The columns can be stripped easily with a knife in seconds.

## NEVOTUBE Square



PERI Article Nr.	Dimension in mm	Outside Ø mm	Chamfer approx. mm	Speed of casting m / h	Required amount of concrete approx. m <sup>3</sup> / m	Weight kg / m
032175	175x175	240	13	6	0,03	2,8
032176	200x200	265	24	6	0,04	3,1
032180	240x240	330	14	6	0,06	3,8
032187	250x250	330	30	6	0,06	3,9
032193	300x300	400	30	5	0,09	4,8
032201	350x350	470	31	4	0,12	5,4
032206	365x365	500	16	3	0,21	6,0
032207	400x400	550	22	3	0,16	6,4
032212	450x450	600	42	3	0,20	7,7
032216	500x500	685	27	3	0,25	6,3

Perfect facing concrete! Other dimensions and shapes available on request. If self-compacting concrete is used, the casting speeds needs to be halved. Slight deviations in weight possible.

On columns up to 4 meters no visible, horizontal joints of the insert. The columns can be stripped easily with a knife in seconds.

## Column Stirrups



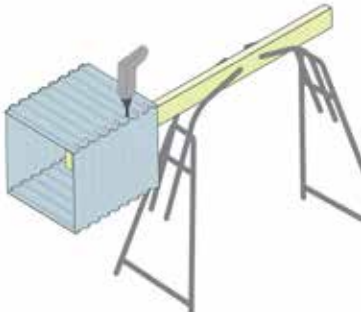
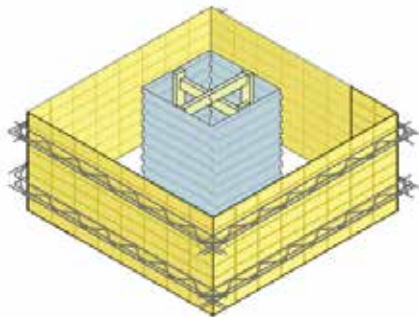
PERI Article Nr.	Weight / pcs in kg	Main packaging in	Quantity in main packaging
033543	9,60	palet	70



## Boxout shutter



Unassembled folding box-out shutters

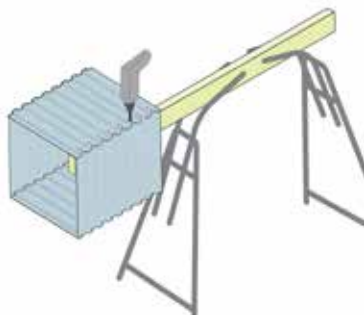
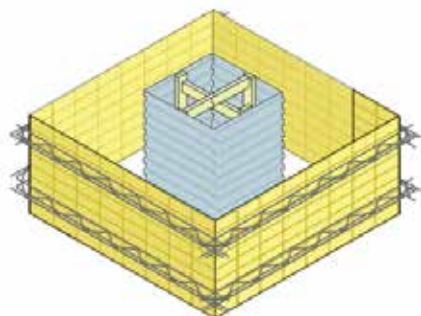


PERI Article Nr.	Height in cm	Width in cm
032701	20	20 / 20
032702	50	20 / 20
032703	70	20 / 20
032704	100	20 / 20
032705	120	20 / 20
032706	150	20 / 20
032707	190	20 / 20
032708	20	25 / 25
032709	50	25 / 25
032710	70	25 / 25
032711	100	25 / 25
032712	120	25 / 25
032713	150	25 / 25
032714	190	25 / 25
032715	20	30 / 30
032716	50	30 / 30
032717	70	30 / 30
032718	100	30 / 30
032719	120	30 / 30
032721	150	30 / 30
032722	190	30 / 30
032723	20	35 / 35
032724	50	35 / 35
032725	70	35 / 35
032726	100	35 / 35
032727	120	35 / 35
032728	150	35 / 35
032729	190	35 / 35
032730	20	40 / 40
032731	50	40 / 40
032732	70	40 / 40
032733	100	40 / 40
032734	120	40 / 40
032735	150	40 / 40
032736	190	40 / 40

## Boxout shutter



Unassembled folding box-out shutters

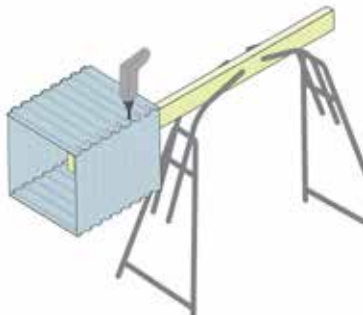
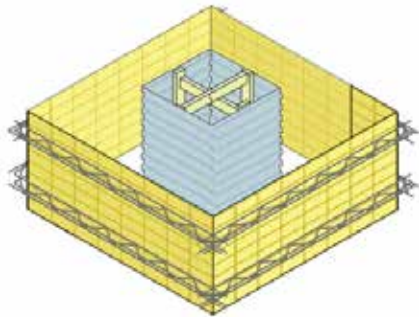


PERI Article Nr.	Height in cm	Width in cm
032737	20	45 / 45
032738	50	45 / 45
032739	70	45 / 45
032740	100	45 / 45
032741	120	45 / 45
032742	150	45 / 45
032743	190	45 / 45
032744	20	50 / 50
032745	50	50 / 50
032746	70	50 / 50
032747	100	50 / 50
032748	120	50 / 50
032749	150	50 / 50
032750	190	50 / 50
032751	20	55 / 55
032752	50	55 / 55
032753	70	55 / 55
032754	100	55 / 55
032755	120	55 / 55
032756	150	55 / 55
032757	190	55 / 55
032758	20	60 / 60
032759	50	60 / 60
032760	70	60 / 60
032761	100	60 / 60
032762	120	60 / 60
032763	150	60 / 60
032764	190	60 / 60
032765	20	65 / 65
032766	50	65 / 65
032767	70	65 / 65
032768	100	65 / 65
032769	120	65 / 65
032770	150	65 / 65
032771	180	65 / 65

## Boxout shutter



Unassembled folding box-out shutters



PERI Article Nr.	Height in cm	Width in cm
032772	20	70 / 70
032773	50	70 / 70
032774	70	70 / 70
032775	100	70 / 70
032776	120	70 / 70
032777	150	70 / 70
032778	170	70 / 70
032779	20	75 / 75
032780	50	75 / 75
032781	70	75 / 75
032782	100	75 / 75
032783	120	75 / 75
032784	150	75 / 75
032785	160	75 / 75
032786	20	80 / 80
032787	50	80 / 80
032788	70	80 / 80
032789	100	80 / 80
032790	120	80 / 80
032791	150	80 / 80
032792	20	85 / 85
032793	50	85 / 85
032794	70	85 / 85
032795	100	85 / 85
032796	120	85 / 85
032797	140	85 / 85
032798	20	90 / 90
032799	50	90 / 90
032800	70	90 / 90
032801	100	90 / 90
032802	120	90 / 90
032803	140	90 / 90
032804	20	95 / 95
032805	50	95 / 95
032806	70	95 / 95
032807	100	95 / 95
032808	120	95 / 95
032809	140	95 / 95

## Boxout shutter

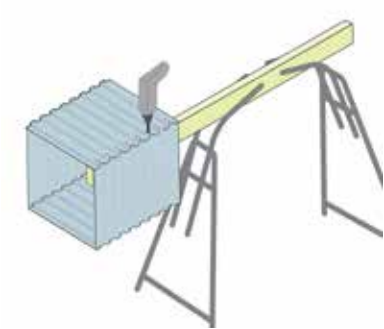
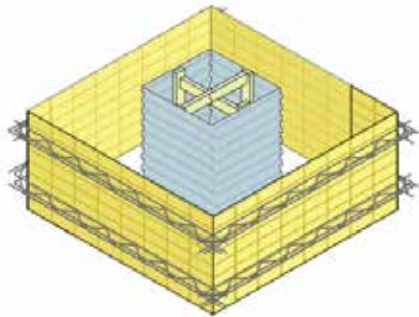


Unassembled folding box-out shutters

PERI Article Nr.	Height in cm	Width in cm
032810	20	100 / 100
032811	50	100 / 100
032812	70	100 / 100
032813	100	100 / 100
032814	120	100 / 100
032815	140	100 / 100

Box-out shutters unmounted including sheet metal screws. Holes for the screws are predrilled. Corners are pre-punched for an easy folding.


All measures are internal dimensions (when ordering always indicate internal dimensions).





## Box-Out Formwork - Flexible recess sizes

Fast striking of different widths and heights for a range of wall thicknesses




**The Box-Out Formwork can be combined with any panel formwork system. Thanks to its suitability for accommodating different wall thicknesses, widths and heights, it can be used extremely flexibly.**

It is suitable for wall thicknesses of 15, 18, 20, 24, 25 and 30 cm. In the process, different colours provide a quick overview of the respective wall thickness. Thanks to the telescoping possibility, the door height can be flexibly adjusted from 200 to 250 cm. Door widths between 88.5 and 200 cm can be struck using the Multi Element, whilst the VARIO Element allows for completely flexible width adjustment.

The striking of VARIO Box-Out openings is possible from 75 to 300 cm; In the case of wider openings, tube filling can also be carried out. Thereby, the formlining thickness can be adjusted between 21 and 55 mm without requiring any tools. Any residual length compensation can easily be realised using multi-layer panels, formwork panels or planks.




Box-Out Formwork for wall thicknesses of 20, 24, 25 and 30 cm are characterised by the use of different colours.




Thanks to the telescoping possibility, door heights of 200 to 250 cm can be struck.



With the Multi and the VARIO Elements, it is possible to carry out a range of door and window width adjustments.



**Cost-effective forming**  
through simple and fast assembly operations directly on site with reduced material requirements and labour cost savings of up to 80 per cent.



**Highest product quality**  
and a long service life due to the powder coating, as well as consistent formwork results with every application.




**Flexible recess sizes**  
due to the tool-free adjustment range of the formlining thickness, variable leg lengths and adjustable widths.

## Box-out formwork for doors at a glance

**VARIO Element VE**



**Multi Element ME**



**Formwork Clamp**

**Door Former Element SE**  
made of high load-bearing aluminium and suitable for a range of wall thicknesses

**Multi Strut MS**

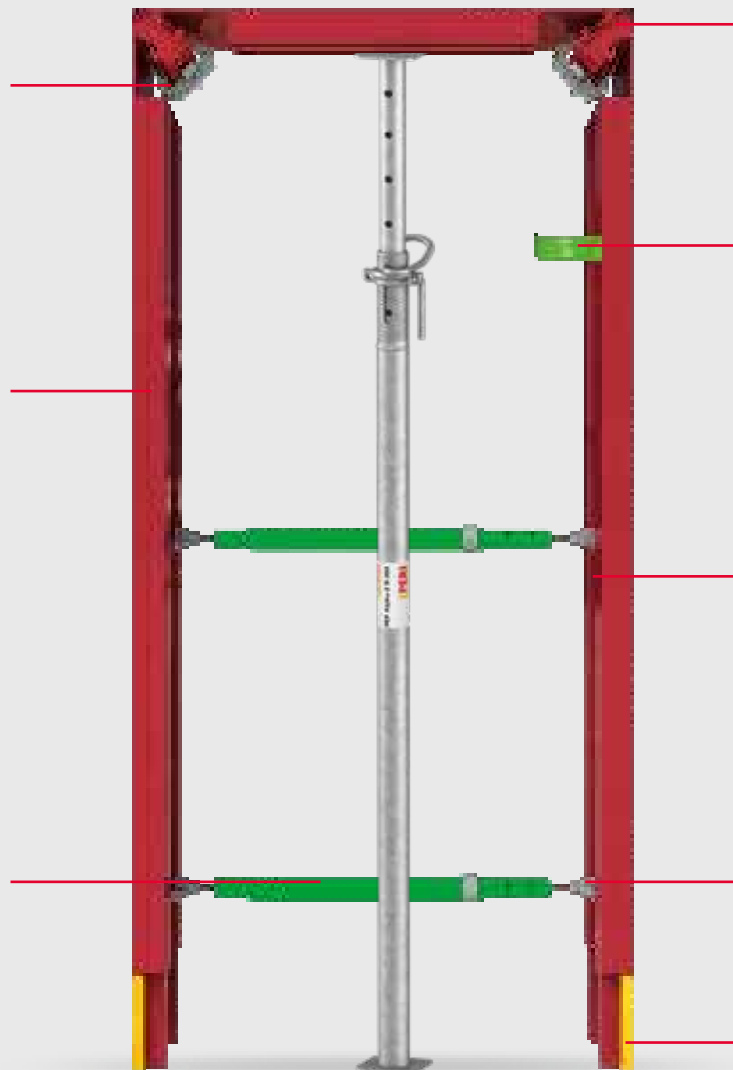
**Corner Wedge SEK**  
facilitates fast and simple striking

**Fixing Aid FX**

**Carrying Handle**

**Strut Coupler KP**

**Telescoping**






is suitable for all door widths as well as recesses in walls and decks from 75 to 300 cm wide. The formlining thickness can be adjusted between 21 and 55 mm without requiring any tools.

can be adjusted precisely and flexibly to accommodate door widths from

- with 20 cm, 24 cm, 25 cm elements: 88,5 cm to 190 cm
- with 30 cm element: 101 cm to 200 cm

All three elements are marked in different colours to facilitate fast wall thickness identification and are thereby suitable for the following wall thicknesses:

- 30 cm
- 25 cm
- 24 cm
- 20 cm



**Multi Strut MS**

available in the following options: MS-130 (88.5 - 130 cm lengths), MS-190 (130 - 190 cm lengths) and MS-300 (190 - 300 cm lengths) to ensure a secure hold and connection of the formwork elements



**Formwork Clamp**

firmly and reliably connects the forming components and system corner parts



**Fixing Aid FX**

serves to attach the door formwork to the setting formwork



**Carrying Handle**

for optimal and safe handling of the formwork elements.



**Strut Coupler KP**

for quick and easy attachment of the Multi Struts to the formwork element



**Telescoping**

for flexible adjustment of the door height between 200 and 250 cm













**Nailing Strip for wall thickness element for 30 cm**





for optimal and safe handling of the formwork elements

- Easy mounting and higher strength due to the integrated nailing strip
- Simple screw connection for individual wall thicknesses

## Box-Out Formwork – individual elements

Item no.	Weight kg	Designation	
033226	10,98	Door Former Element SE20	
033227	14,10	Door Former Element SE24	
033228	16,13	Door Former Element SE25	
033229	19,50	Door Former Element SE30	
033246	5,44	Multi Element ME 20-126	
033247	6,72	Multi Element ME 24-126	
033248	7,10	Multi Element ME 25-126	
033249	8,59	Multi Element ME 30-140	
033250	8,42	Multi Element ME 20-190	
033251	10,14	Multi Element ME 24-190	
033252	10,97	Multi Element ME 25-190	
033253	13,27	Multi Element ME 30-200	
033348	n.A.	VARIO Corner Element VE 15	
033350	n.A.	VARIO Corner Element VE 18	
033254	2,26	VARIO Corner Element VE 20	
033255	2,62	VARIO Corner Element VE 24	
033256	2,70	VARIO Corner Element VE 25	
033257	3,16	VARIO Corner Element VE 30	
033351.	0,91	Mini VARIO Corner Element MVE 15	
033352	1,09	Mini VARIO Corner Element MVE 18	
033258	1,16	Mini VARIO Corner Element MVE 20	
033259	1,38	Mini VARIO Corner Element MVE 24	
033260	1,40	Mini VARIO Corner Element MVE 25	
033261	1,82	Mini VARIO Corner Element MVE 30	
033262	2,91	Multi Strut MS 89	
033263	3,22	Multi Strut MS 130	
033264	4,32	Multi Strut MS 190	
033265	6,12	Multi Strut MS 300	
033266	0,40	Strut Coupler	
033267	0,62	Strut Coupler Rotate	
033347	n.A.	Corner Wedge SEK 15	
033349	n.A.	Corner Wedge SEK 18	
033268	0,68	Corner Wedge SEK 20	
033269	0,84	Corner Wedge SEK 24	
033270	0,86	Corner Wedge SEK 25	
033271	1,02	Corner Wedge SEK 30	
033272	0,82	Formwork Clamp	
033273	0,42	Fixing Aid FX58 WS 20/24/25	
033274	0,45	Fixing Aid FX58 WS 20	

## Box-Out Formwork – sets

Item no.	Weight kg	Designation	Content	
033282	30,40	Door Formwork Set Multi W20-126	2x033226, 1x033246, 2x033272, 2x033268	
033283	33,38	Door Formwork Set Multi W20-190	2x033226, 1x033250, 2x033272, 2x033268	
033291	38,24	Door Formwork Set Multi W24-126	2x033227, 1x033247, 2x033272, 2x033269	
033292	41,66	Door Formwork Set Multi W24-190	2x033227, 1x033251, 2x033272, 2x033269	
033300	42,72	Door Formwork Set Multi W25-126	2x033228, 1x033248, 2x033272, 2x033270	
033301	46,59	Door Formwork Set Multi W25-190	2x033228, 1x033252, 2x033272, 2x033270	
033309	51,45	Door Formwork Set Multi W30-146	2x033229, 1x033249, 2x033272, 2x033271	
033310	56,14	Door Formwork Set Multi W30-200	2x033229, 1x033253, 2x033272, 2x033271	
033284	29,48	Door Formwork Set VARIO W20	2x033226, 2x033254, 2x033272, 2x033268	
033293	36,76	Door Formwork Set VARIO W24	2x033227, 2x033255, 2x033272, 2x033269	
033302	41,02	Door Formwork Set VARIO W25	2x033228, 2x033256, 2x033272, 2x033270	
033311	49,63	Door Formwork Set VARIO W30	2x033229, 2x033257, 2x033272, 2x033271	
033353	19,28	VARIO Box-Out Set W15	8x033348, 4x033272, 4x033347	
033355	22,48	VARIO Box-Out Set W18	8x033350, 4x033272, 4x033349	
033285	24,80	VARIO Box-Out Set W20	8x033254, 4x033272, 4x033268	
033294	27,60	VARIO Box-Out Set W24	8x033255, 4x033272, 4x033269	
033303	28,32	VARIO Box-Out Set W25	8x033256, 4x033272, 4x033270	
033312	32,64	VARIO Box-Out Set W30	8x033257, 4x033272, 4x033271	
033354	12,68	VARIO Box-Out Set Mini W15	8x033348, 4x033272, 4x033347	
033356	14,56	VARIO Box-Out Set Mini W18	8x033350, 4x033272, 4x033349	
033286	15,28	VARIO Box-Out Set Mini W20	8x033258, 4x033272, 4x033268	
033295	17,68	VARIO Box-Out Set Mini W24	8x033259, 4x033272, 4x033269	
033304	17,92	VARIO Box-Out Set Mini W25	8x033260, 4x033272, 4x033270	
033313	20,96	VARIO Box-Out Set Mini W30	8x033261, 4x033272, 4x033271	
033346	10,00	DEMO Case	n.A.,	

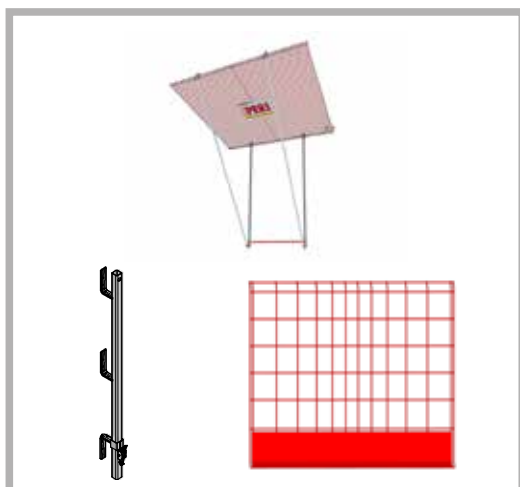


© Marcel Steinbach

# Safety On Site



## Safety On Site



**Edge Protection**

70



**Access Solution**

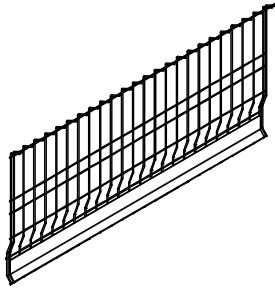
84



**Safety for reinforcement**

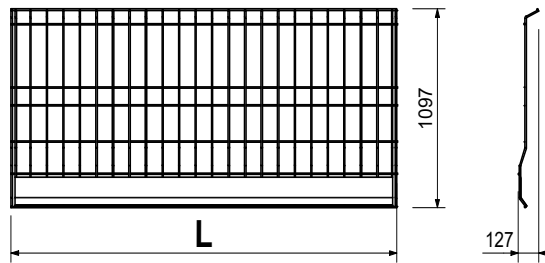
90

## Side Mesh Barrier PMB



PERI Article Nr.	Weight / pcs in kg	Length in mm	Height in mm	Width in mm
126381	7,14	900	1097	127
126376	9,26	1200	1097	127
126371	17,70	2400	1097	127
117326	19,70	2600	1097	127

Also for application with MAXIMO MXK Console system  
 Maximum distance with side-mesh-barrier: PMB 260 max. 2.40 m.

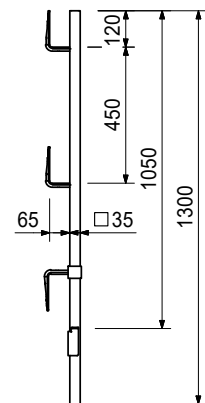


## Guardrail Post HSGP-2



PERI Article Nr.	Weight / pcs in kg
116292	4,72

As guardrail for different systems.



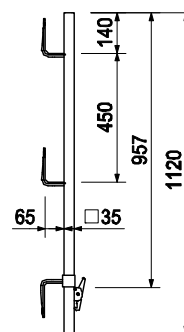
## Post PP



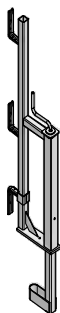
PERI Article Nr.	Weight / pcs in kg
117325	4,27

For the fixation of the Side-Mesh-Barriers.

Maximum distance of posts with Side-Mesh-Barrier: PMB 260 max. 2.40 m.

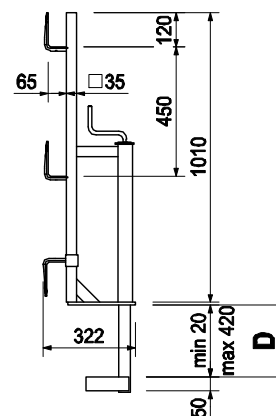


## Guardrail Holder-2

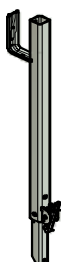


PERI Article Nr.	Weight / pcs in kg
115151	10,30

For mounting a fall protection on concrete slabs for up to 40 cm slab thicknesses, or formwork girder / timber of up to 30 cm height.

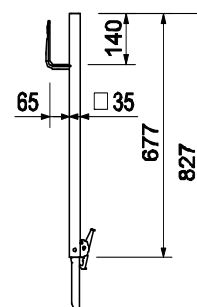


## Post Extension PPE



PERI Article Nr.	Weight / pcs in kg
118296	2,91

For increasing the guardrail to 1.75 m.

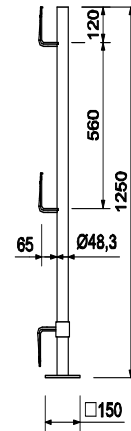


## Handrail Post PD8



PERI Article Nr.	Weight / pcs in kg
019040	6,48

As guardrail for different systems. Screwed onto sub-structure.

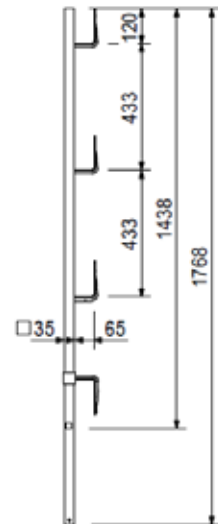


## Handrail Post SGP

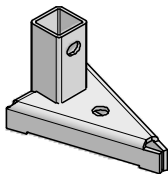


PERI Article Nr.	Weight / pcs in kg
061260	6,15

As guardrail for different systems.



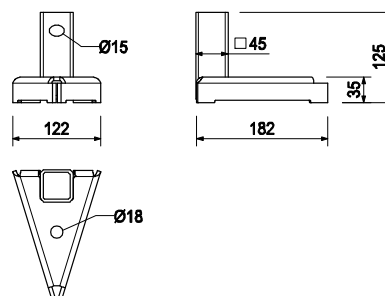
## Slab Foot PDF



PERI Article Nr.	Weight / pcs in kg
117323	1,53

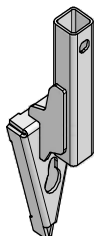
For mounting a guardrail on ceiling edges.  
Maximum post spacing with side guards: PMB 260 max. 2.40 m.

Accessories: Anchor bolt (132889) and Post PP (117325)



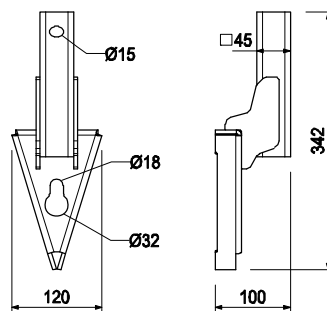


## Side Foot PSF

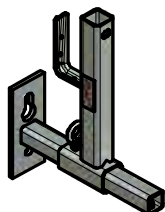


PERI Article Nr.	Weight / pcs in kg
117324	2,21

For assembly of a guardrail on or at walls and stairs.  
Maximum distance of posts with Side-Mesh-Barrier: PMB 260 max. 2.40 m.

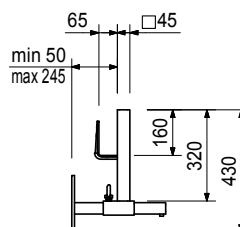


## Front Guardrail Holder ADJ PFH

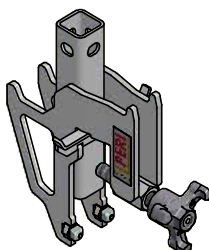


PERI Article Nr.	Weight / pcs in kg
118670	5,03

For mounting safety barriers to slab edges and stairs.  
Position of side protection adjustable.

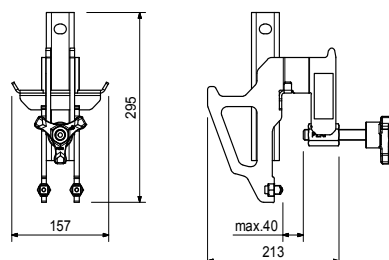


## Sheet Piling Clamp

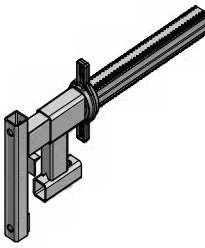


PERI Article Nr.	Weight / pcs in kg
126330	4,60

For assembly of a guardrail on sheet piling.



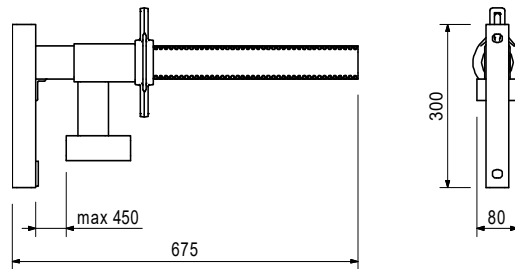
## Uni Clamp PUC



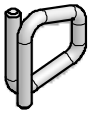
PERI Article Nr.	Weight / pcs in kg	Length in mm	Height in mm	Width in mm
118660	6,61	675	300	80

For the assembly of a guardrail on the front side of slabs or on railings.

Maximum distance of posts with Side-Mesh- Barrier: PMB 260 max. 2.4 m.  
Accessories: Post PP (117325)

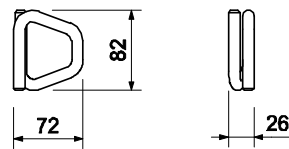


## EYELET-2 PE



PERI Article Nr.	Weight / pcs in kg
117200	0,24

For easy interconnection of tension belts.

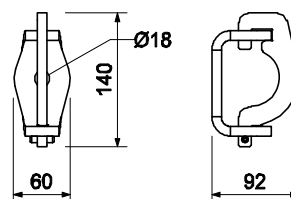


## WALL FIXING PWF




PERI Article Nr.	Weight / pcs in kg
118405	0,92

For attaching the tension belts to concrete walls.

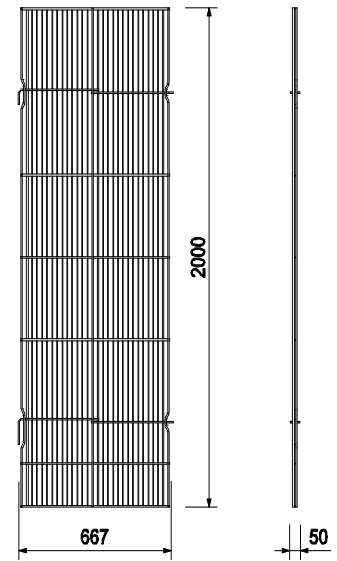


## Fold Mash Room Height PFR



PERI Article Nr.	Weight / pcs in kg
118350	7,69

Needs horizontal support (e.g: tension belts).

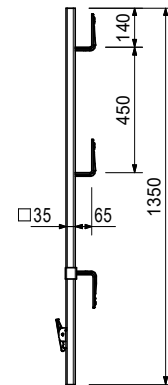


## Gurardrail Post MXK

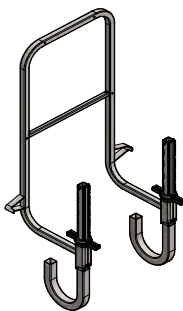


PERI Article Nr.	Weight / pcs in kg
126360	4,92

As guardrail for MAXIMO and TRIO.

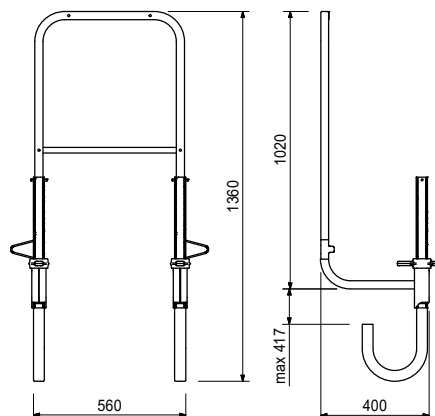


## End Handrail Frame 55

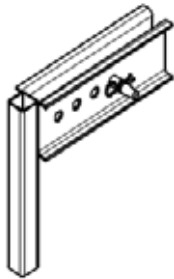


PERI Article Nr.	Weight / pcs in kg
065066	14,80

Clampable end guardrail for all PERI Scaffold Platforms and Climbing Systems.



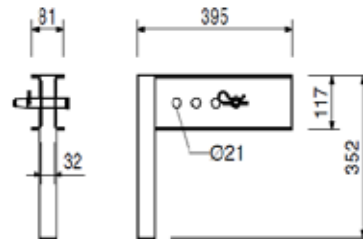
## Handrail Holder GT24/VT20



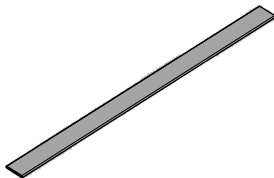
PERI Article Nr.	Weight / pcs in kg
101290	5,67

For assembling a guardrail to GT 24 and VT 20 Girders.

Accessories: Handrailposts 116292 and 061260




## EDGE PROTECTION HOSE PEH

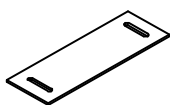


PERI Article Nr.	Weight / pcs in kg
118494	0,22

To protect the edges and the tension belt.

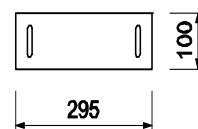


## EDGE PROTECTION PLATE PEP




PERI Article Nr.	Weight / pcs in kg
118493	0,14

To protect the edges.



## Barrier Alpha T



PERI Article Nr.	Weight / pcs in kg	Length in mm	Height in mm	Quantity in main packaging
033602	16,06	2600	1184	65
033603	14,56	2400	1184	65
033604	7,92	1200	1184	65
033605	5,94	900	1184	65

Versatile and cost-efficient edge protection barriers, produced to the highest quality standards.

In-house testing according to EN 13374 classes A, B and C

## Edge Post T 1500



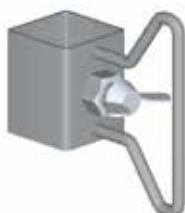
PERI Article Nr.	Weight / pcs in kg	Dimensions in mm	Quantity in main packaging	Type
033607	3,50	1500 x 35 x 35	250	Hot-dip galvanized

Edge Post for barrier Alpha T.

Tested according to EN 13374 A.

Compatible with packing material: EUR pallet

## Edge Slider T



PERI Article Nr.	Weight / pcs in kg	Dimension in mm	Quantity in main packaging	Type
033608	0,24	100 x 40 x 40	2500	Hot-dip galvanized

Edge Slider for barrier Alpha T.

Tested according to EN 13374 A.

Compatible with packing material: EUR-Box

## Steelweb T



PERI Article Nr.	Weight / pcs in kg	Dimension in mm	Quantity in main packaging	Type
033613	7,80	424 x 130 x 374	100	Hot-dip galvanized

Steelweb for barrier Alpha T.

Tested according to EN 13374 A.

Compatible with packing material: EUR-Box

## Edge Foot Eco T



PERI Article Nr.	Weight / pcs in kg	Dimension in mm	Quantity in main packaging	Type
033610	1,10	200 x 120 x 35	400	Hot-dip galvanized

Edge Foot Eco for barrier Alpha T.

Tested according to EN 13374 A.

Compatible with packing material: EUR-Box

## Edge Fastener T



PERI Article Nr.	Weight / pcs in kg	Dimension in mm	Quantity in main packaging	Type
028000	9,19	300 x 140 x 40	1320 Un	0

Edge Fastener for barrier Alpha T.

Tested according to EN 13374 A.

Compatible with packing material: EUR-Box

## Shaft-lock T

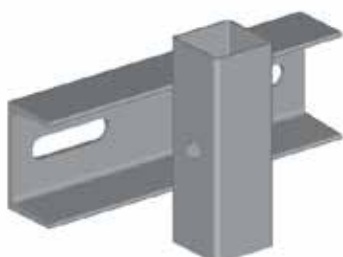


PERI Article Nr.	Weight / pcs in kg	Dimension in mm	Quantity in main packaging	Type
033612	2,400	175 x 50 x 60 - 400	350	Hot-dip galvanized

Shaft-lock for barrier Alpha T.

Tested according to EN 13374 A.

## Balcony Fastener T



PERI Article Nr.	Weight / pcs in kg	Dimension in mm	Quantity in main packaging	Type
033615	3,20	120 x 82 x 200	250	Hot-dip galvanized

Balcony Fastener for barrier Alpha T.

Tested according to EN 13374 A.

Compatible with packing material: EUR-Box

## Edge Clamp T 600



PERI Article Nr.	Weight / pcs in kg	Dimension in mm	Quantity in main packaging	Type
033614	5,60	240 x 840 x 100	75	Hot-dip galvanized

Edge Clamp for barrier Alpha T.

Tested according to EN 13374 A.

Compatible with packing material: EUR-Box

## H20 Timber Beam Clamp



PERI Article Nr.	Weight / pcs in kg	Dimension in mm	Quantity in main packaging	Type
033616	4,95	300 x 140 x 40	100	Hot-dip galvanized

Timber Beam Clamp for barrier Alpha T.

Tested according to EN 13374 A.

Compatible with packing material: EUR-Box

## Sheet Pile Clamp T



PERI Article Nr.	Weight / pcs in kg	Dimension in mm	Quantity in main packaging	Type
033617	1,50	115x150x42	300	Hot-dip galvanized

Sheet Pile Clamp for barrier Alpha T.

Tested according to EN 13374 A.

Compatible with packing material: EUR-Box

## Stair Clamp Bracket



PERI Article Nr.	Weight / pcs in kg	Dimension in mm	Quantity in main packaging	Type
033618	0,95	315x65	500	Hot-dip galvanized

Stair Clamp Bracket for barrier Alpha T.

Tested according to EN 13374 A.

Compatible with packing material: EUR-Box



## Catch Fan



Catchfan 4m



Catchfan 6m

PERI Article Nr.	Weight / pcs in kg	Dimension in mm	Quantity in main packaging	Type
033619	77,00	6000 x 3000	10	6m
033620	67,00	4000 x 3000	10	4m
033621	99,00	6000 x 3000	10	6m Set Fix   Ext
033622	115,00	6000 x 3000	10	6m Set Fix   Ext+KB
033623	89,00	4000 x 3000	10	4m Set Fix   Ext
033624	105,00	4000 x 3000	10	4m Set Fix   Ext+KB

Catch-Fan safety nets are designed to catch falling items and fulfil the requirements of EN 1263-1, System T. The Catch-Fan units are modules that are mounted to the slabs, to scaffolding or directly to façades.

It is a double-layered, polypropylene mesh with a base net with 60×60 mm openings and a debris net with 20×20 mm openings.

Compatible with packing material: EUR Modul Pallet

Follow User instruction and differentiation between person and material catch!

## Catch Fan Extension



PERI Article Nr.	Weight / pcs in kg	Length in mm	Quantity in main packaging
033625	6,00	1600	10

Extension for Catch fan. Required for the correct installation and use of the catch fan.

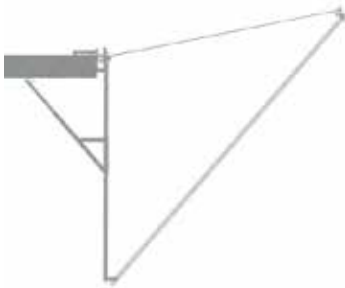
Max. extension length  $\leq$  3700mm.

## Catch Fan Kneebrace KB T



PERI Article Nr.	Weight / pcs in kg	Dimension in mm	Quantity in main packaging
033626	8,00		20

Knee Brace for Catch Fan.

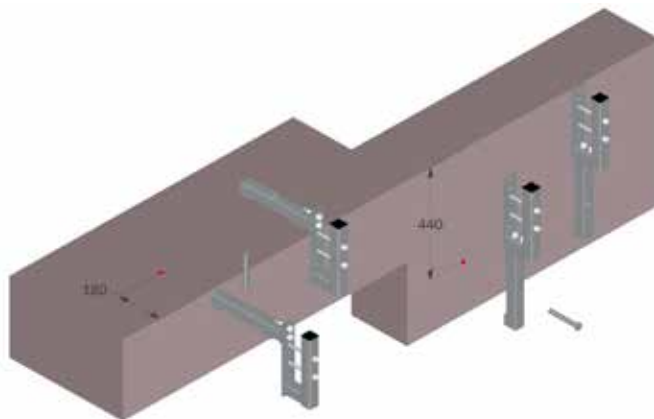


## Catch Fan Slab-Wall Fix T



PERI Article Nr.	Weight / pcs in kg	Dimension in mm	Quantity in main packaging
033627	5,00		20

Slab-Wall Fixation for Catch Fan.  
One product for two applications.



## Catch Fan Coupler



PERI Article Nr.	Weight / pcs in kg	Dimension in mm	Quantity in main packaging	Type
033629	1,20	0	20	S-R
033630	1,20	0	20	R-R

Coupler for Catchfan

Coupler S-R



Coupler R-R

## Catch Fan Scaffold attachm T



PERI Article Nr.	Weight / pcs in kg	Dimension in mm	Quantity in main packaging
033628	4,40		20

Scfold atachment for Catch Fan.

## Walkway Mat



PERI Article Nr.	Weight / pcs in kg	Dimension in m	Thickness in mm	Quantity in main packaging	Type
033643	25,000	10 x 1	10 - 12	1	Red - For unprepared ground
033644	25,00	10 x 1	10 - 12	1	Blue - For unprepared ground
033645	25,00	10 x 1	10 - 12	1	Orange - For unprepared ground
033646	25,00	10 x 1	10 - 12	1	Yellow - For unprepared ground
033647	16,00	10 x 1	3 - 4	1	Red - For prepared ground
033648	16,00	10 x 1	3 - 4	1	Blue - For prepared ground
033649	16,00	10 x 1	3 - 4	1	Orange - For prepared ground
033650	16,00	10 x 1	3 - 4	1	Yellow - For prepared ground
033651	16,00	10 x 1			Universal ECO
033652	0,00	-			Customizable printed banner

Durable walkway protection.

### Characteristics:

- UV -light resistant
- All weather suitable
- Oil resistant
- Fire resistant
- Frost resistant
- Chemical resistant
- Energy absorbing



## Truck Loading Platform



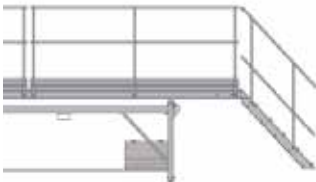
PERI Article Nr.	Weight / pcs in kg	Dimension in mm	Type
033641	900,00	6100×1000 mm	Hot-dip galvanized

Truck loading platform ensures safe and fast material handling.

### Product advantages:

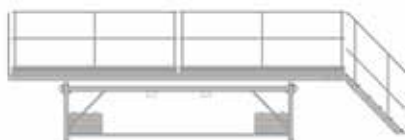
- The access level and stairs can be moved sideways 380 mm which means that the access level can be moved close to the flatbed trailer, making cargo handling safe.
- The access level and stairs are made using anti-slip gratings, that ensure safe walking on the platform, even during winter.
- Stairs can be attached to either end of the platform. Safety barriers for the long sides are standard.
- By combining four platforms, you can create a full truck-length unloading station.
- The truck loading platforms can be loaded on top of each other for transport and storage.
- Four truck loading platform modules with fittings can be transported by a truck on a 6 m long flatbed.

## Stairway for Loading Platform

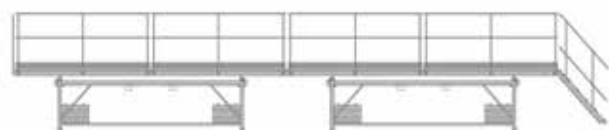


PERI Article Nr.	Weight / pcs in kg	Quantity in main packaging	Type
033642	68,00	2	Hot-dip galvanized

Stairway for loading platform.



Single execution



Double execution



## Stairway



PERI Article Nr.	Weight / pcs in kg	Width in mm	Quantity in main packaging	Type
033635	54,00	1000	10	3 step stair
033636	72,00	1000	10	6 step stair
033637	97,00	1000	10	9 step stair
033638	131,00	1000	10	12 step stair
033639	172,00	1000	5	15 step stair
033640	214,00	1000	5	18 step stair

Stairways for construction sites. They make it easy and safe to move between floors of a construction site.

The Stairways are easy to install and use, and convenient to transport and store. The one-meter width of the stairways allows two-way access.

All stairs are delivered with handrails on both sides.

They are designed according to the European standard EN 12811-1 and hot dip galvanized for long lifetime.

Compatible with packing material: EUR Pallet. Transportation either folded or pre-assembled.

## Mesh Barrier T Frame Box



PERI Article Nr.	Weight / pcs in kg	Length in mm	Height in mm
033606	75,900	1210	1290

Frame Box for barrier Alpha T.

Stackable.



## EUR-Transportation Box



PERI Article Nr.	Weight / pcs in kg	Dimension in mm
033633	70,00	1240 x 835 x 970

EUR Box for barrier Alpha T accessories.

Load capacity max. 1500 kg.

Stackable. Max. 5 pcs in the storage and max. 2 pcs outside (on the site).

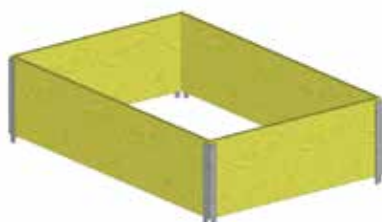
## EUR-Pallet



PERI Article Nr.	Weight / pcs in kg	Dimension in mm
033631	21,00	1200 x 800 x 144

EUR Pallet for barrier Alpha T accessories.

## Pallet collar for EUR-Pallet



PERI Article Nr.	Weight / pcs in kg
033632	9,50

## EUR-Modul pallet



PERI Article Nr.	Weight / pcs in kg
033634	45,00

EUR-Modul pallet for Catch Fan.

Stackable: max. 3 pcs in the storage and max. 2 pcs outside (on the site).

## NEVOSAFE safety cap



Without steel core - No fall protection!

PERI Article Nr.	For iron Ø mm	Pcs per Bag / Box / Sack	Pcs / Pallet
032162	16-32	250	10.000
032163	6-18	250	12.500

- Without steel core
- Reuseable
- Can be applied in horizontal and vertical positions
- Weather-resistant plastic
- Secure and stable due to rib construction
- Available in highly visible colour yellow or red to increase visibility
- Safety caps get screwed on the bar

## NEVOSAFE-PLUS safety cap



With steel core - Fall protection!

PERI Article Nr.	For iron Ø mm	Pcs per Bag / Box / Sack	Pcs / Pallet
032164	20-36	30	960
032165	6-20	40	1.280

- With steel core
- Puncture-resistant
- Reuseable
- Can be applied in horizontal and vertical positions
- Weather-resistant plastic
- Secure and stable due to rib construction
- Protection tested from a height of 3.0m up to 100kg (test results available on request)
- Available in highly visible colour yellow or red to increase visibility
- Safety caps get screwed on the reinforcement



## NEVOSAFE safety bar



Without steel core - No fall protection!

PERI Article Nr.	For iron Ø mm	Length in m	Pcs / Bundle	Pcs / Pallet
032166	8-40	1	6	294

- Without steel core
- Reuseable
- Can be applied in horizontal and vertical positions
- Weather-resistant plastic
- Secure and stable on all reinforcement diameters
- Available in highly visible colour yellow, orange or red to increase visibility
- Free customized printings possible for orders of 2 pallets or more

## NEVOSAFE-PLUS safety bar



With steel core - Fall protection!

PERI Article Nr.	For iron Ø mm	Length in m	Pcs / Bundle	Pcs / Pallet
032167	8-40	1	6	294

- Puncture-resistant
- Reuseable
- Can be applied in horizontal and vertical positions
- Weather-resistant plastic
- Secure and stable on all reinforcement diameters
- Protection tested from a height of 3.0m up to 100kg (test results available on request)
- Available in highly visible colour yellow, orange or red to increase visibility
- Free customized printings possible for orders of 2 pallets or more



# Concrete Release Agent



# Concrete Release Agent

## PERI Plasto Clean



PERI Article Nr.	Weight / l in kg	Content	Main packaging in	Quantity in main packaging
118778	0,84	20 L	CP5 pallet	20 canisters per pallet
118779	0,84	208 L	CP5 pallet	4 barrels per pallet

Chemical, physically-acting concrete release agent on the basis of mineral oil. Can be used on all standard types of formwork, and construction equipment Water Hazard Class 1 (WGK 1).

Note: See PERI Plasto Clean data sheet.

## PERI Bio Clean



PERI Article Nr.	Weight / l in kg	Content	Main packaging in	Quantity in main packaging
031440	0,87	20 L	CP5 pallet	20 canisters per pallet
031455	0,87	208 L	CP5 pallet	4 barrels per pallet

Release agent on the basis of biologically quick degradable components. Can be used on all standard types of formwork and construction equipment. Water Hazard Class 1 (WGK 1).

Blue-Angel certified  
EU-Ecolabel

Note: See PERI Bio Clean safety data sheet.

## PERI Clean



PERI Article Nr.	Weight / l in kg	Content	Main packaging in	Quantity in main packaging
031420	0,86	20 L	CP5 pallet	20 canisters per pallet
031435	0,86	208 L	CP5 pallet	4 barrels per pallet

Release agent on semisynthetic basis. Can be used on all standard types of formwork and construction equipment. Water Hazard Class 1: WGK 1.

Note: See PERI Clean safety data sheet.

## Release Agent Pressure Sprayer



PERI Article Nr.	Weight / pcs in kg
104890	4,70

For spraying formwork surfaces evenly with PERI Clean, PERI BIO-Clean or PERI Plasto-Clean.

**Spare parts:**

- 117019 Flat Spray Nozzle
- 117017 Spiral Hose 2.5 m
- 129118 Discharge Valve 2015
- 031526 Sealing Kit
- 117016 Air Pump
- 031521 Spray tube 50cm





## Accessories for Architectural Concrete





## Accessories for Architectural Concrete

### Formwork Liner



PERI Article Nr.	Type	Dimension in mm
032927	1	4.000 x 1.300
032928	3	4.000 x 1.250
032929	4	4.000 x 1.250
032930	5	4.000 x 1.300
032931	6	4.000 x 1.300
032932	8	4.000 x 1.285
032933	51	4.000 x 1.220
032934	53	4.000 x 1.210
032935	57	4.000 x 1.200

More than 50 designs available!

Formliners can be easily applied to any type of formwork, both vertically and horizontally. The formliners provides different textures and reliefs on the concrete finishing.

High quality, limited weight, fast application and 100% recyclable!

Length and with tolerance +/- 2,0mm.

### Formwork liner glue-spray



PERI Article Nr.	Quantity pack size	Pcs per Bag / Box / Sack
032936	400 g	1

Glue-spray 40 g = +/- 15m<sup>2</sup>

## Formwork liner joint sealing



PERI Article Nr.	Width / coil in mm	Quantity of coil	Pcs per Bag / Box / Sack
032938	300	50 m	1

Tape for joint sealing 300mm x 50m.

## Formwork liner glue-canister



PERI Article Nr.	Quantity pack size	Pcs per Bag / Box / Sack
032937	20l	1


Coat the edges and put the glue with an interval of +/- 20cm on the formwork liner.

Liquid glue in canister 20 l = +/- 300m<sup>2</sup>





# Sealing Technology




# Sealing Technology



**Anchor hole sealing** 102



**Joint sealing** 132



**Surface sealing** 143



**Tools** 144

## DK /SK System

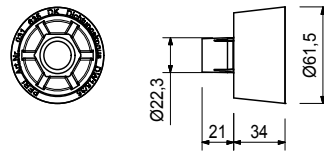
### DK Sealing Cone DW 15/35



PERI Article Nr.	Weight / pcs in kg	Length in mm
031635	0,04	15/35

For fire-resistant and soundproof anchor points with DW 15. Resistant to seepage. For use with Spacer Tube rough 22.

Delivery unit 50 pieces.




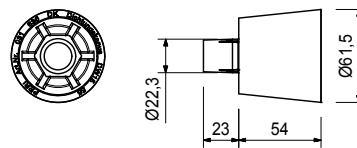
### DK Sealing Cone DW 15/55



PERI Article Nr.	Weight / pcs in kg	Length in mm
031636	0,06	15/55

For waterproof, fire-resistant and soundproof anchor points with Tie Rod DW 15. Used with Spacer Tube rough 22.

Delivery unit 50 pieces.



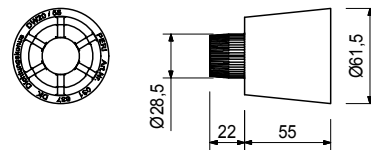
## DK Sealing Cone DW 20/55



PERI Article Nr.	Weight / pcs in kg	Length in mm
031637	0,06	20/55

For waterproof, fire-resistant and soundproof anchor points with Tie Rod DW 2. Use with Spacer Tube rough 28.

Delivery unit 50 pieces.



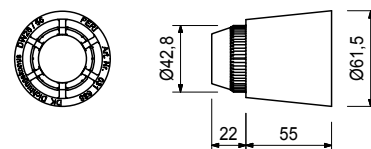
## DK Sealing Cone DW 26/55



PERI Article Nr.	Weight / pcs in kg	Length in mm
031638	0,05	26/55

For waterproof, fire-resistant and soundproof anchor points with Tie Rod DW 26. Used with Spacer Tube rough 42.

Delivery unit 50 pieces.



## SK Anchor Cone-2 DW 15

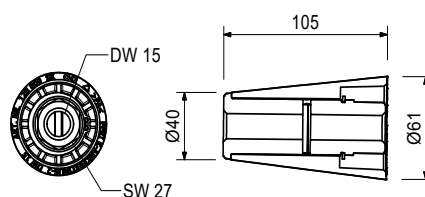


PERI Article Nr.	Weight / pcs in kg
126609	0,59

For waterproof, fire-resistant, soundproof and radiation-proof anchor points with Tie Rod DW 15. Suitable for vaults and strongrooms.

Permissible tension force 90 kN.

Tie rod length = wall thickness - 2 x 55 mm



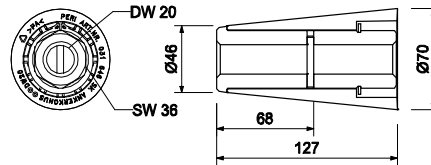
## SK Anchor Cone DW 20



PERI Article Nr.	Weight / pcs in kg
031646	1,03

For waterproof, fire-resistant, soundproof and radiation-proof anchor points with Tie Rod DW 20. Suitable for vaults and strong rooms.

Permissible tension force 150 kN.  
Tie rod length = wall thickness - 2 x 65 mm



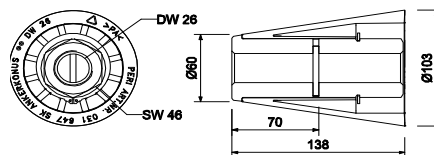
## SK Anchor Cone DW 26



PERI Article Nr.	Weight / pcs in kg
031647	1,92

For waterproof, fire-resistant, soundproof and radiation-proof anchor points with Tie Rod DW 26. Suitable for vaults and strongrooms.

Permissible tension force 250 kN.  
Tie rod length = wall thickness - 2 x 75 mm



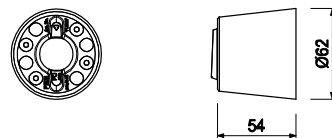
## Magnetic Cone MX



PERI Article Nr.	Weight / pcs in kg	Type
112937	0,17	Yellow - For MX15
127425	0,16	Red - For MX18


For use with MAXIMO. Use with Anchor MX.

For the use with waterproofed concrete or architectural concrete.





## Sealing Ring UNI DW15

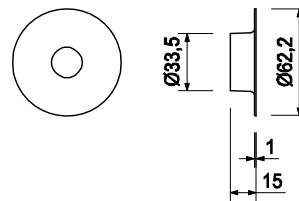


PERI Article Nr.	Weight / pcs in kg
031639	0,01

For sealing DK Sealing Cones DW 15 and SK Anchor Cones DW 15 on the formwork side.

Delivery unit 50 pieces.

When using the SK Sealing Cover with SK Anchor Cone, the tie rod must be shortened by 1 mm on each side.



## SK Sealing Ring DW20

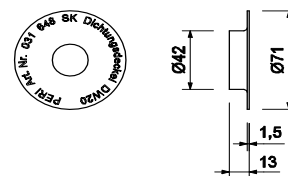


PERI Article Nr.	Weight / pcs in kg
031648	0,01

For sealing SK Anchor Cones DW 20 on the formwork side.

Delivery unit 50 pieces.

When using the SK Sealing Cover with SK Anchor Cone, the tie rod must be shortened by 1,5 mm on each side.



## SK Sealing Ring DW26

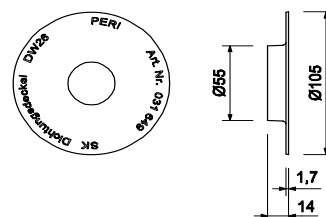


PERI Article Nr.	Weight / pcs in kg
031649	0,01

For sealing SK Anchor Cones DW 26 on the formwork side.

Delivery unit 50 pieces.

When using the SK Sealing Cover with SK Anchor Cone, the tie rod must be shortened by 2 mm on each side.

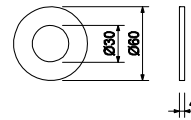


## Sealing Ring EPDM



PERI Article Nr.	Weight / pcs in kg	Dimension in mm
126013	0,002	60 x 15 x 4

For spacer tube rough and for SK Cone DW26.



## Tube Seal



PERI Article Nr.	Weight / pcs in kg	For tube Ø mm
031671	0,002	22
031672	0,003	28

For spacer tube rough. Delivery unit 25 pieces.



## DK Concrete Cone DW 15-58/30



PERI Article Nr.	Weight / pcs in kg	Length in mm
031642	0,15	58/30

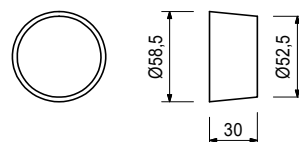
For closing anchor points with DK Sealing Cone DW 15/35, DW 15/55, DW 2/55, DW 26/55, SK Anchor Cone DW 15, Magnet Cone MX 15 - 55, Magnet Cone MX 18 - 55, Arch. Leading Cone M24.

If the Concrete Cone DW 15-58/30 is installed in an offset manner, the Repoxal adhesive 031550 must be used. In that case the tie point does not comply with Fire Resistance Class F 90.

Delivery unit 50 pieces. Glued with PERI Glue 131709.

### Test certificates:

- Suitable for drinking water according to DVGW Technical Standard W 270.
- Gas impermeability
- Fire Resistance Class F 90 according to DIN 4102, Part 4, when installed flash-mounted with PERI- Glue



## DK Concrete Cone UNI 58/52



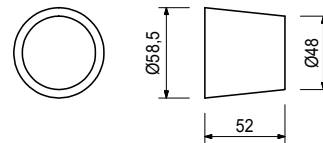
PERI Article Nr.	Weight / pcs in kg	Length in mm
031643	0,24	58/52

For closing anchor points with DK Sealing Cone DW 15/55, DW 2/55, DW 26/55, SK Anchor Cone DW 15, Magnet Cone MX 15 - 55, Magnet Cone MX 18 - 55, Arch. Leading Cone M24.

Delivery unit 50 pieces. Glued with PERI Glue 131709.

### Test certificates:

- Suitable for drinking water according to DVGW Technical Standard W 270.
- Fire Resistance Class F 90 according to DIN 4102, Part 4.
- Sound insulation
- Water penetration depth up to 5 bar according to DIN EN 12390-8.
- Gas impermeability
- Suitable for strongrooms, when used with SK Cone DW15 and a lost tie
- Suitable for radiation proof areas, when used with a SK Cone DW 15, lead cone and lost tie rod.



## DK Concrete Cone 02 - DW 15-58/52



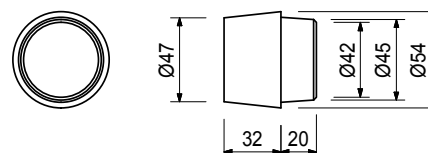
PERI Article Nr.	Weight / pcs in kg	Length in mm
132972	0,26	58/52

For closing anchor points with DK Sealing Cone DW 15/55, DW 2/55, DW 26/55, SK Anchor Cone DW 15, Magnet Cone MX 15 - 55, Magnet Cone MX 18 - 55, Arch. Leading Cone M24 with corresponding architectural requirements.

Delivery unit 50 pieces. Glued with PERI Glue 131709.

### Test certificates:

- Suitable for drinking water according to DVGW Technical Standard W 270.
- Gas impermeability

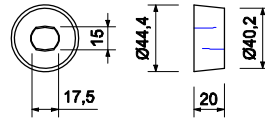


## SK Lead Cone DW15



PERI Article Nr.	Weight / pcs in kg
104643	0,26

For closing tie holes with SK Anchor Cone DW 15 and Concrete Cone 031643 for radiation-proof areas.



## SK Concrete Cone DW20



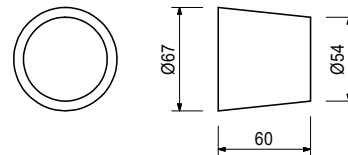
PERI Article Nr.	Weight / pcs in kg	Dimension in mm
031650	0,36	67/60

For closing anchor points with SK Anchor Cone DW 2.

Delivery unit 50 pieces. Glued with PERI Glue 131709.

### Test certificates:

- Suitable for drinking water according to DVGW Technical Standard W 270.
- Gas impermeability
- Sound insulation
- Suitable suitable for high security areas, when used with a lost tie rod.



## SK Concrete Cone DW26



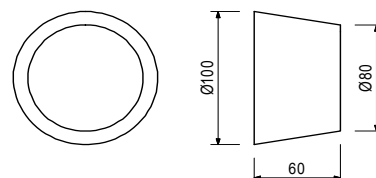
PERI Article Nr.	Weight / pcs in kg	Dimension in mm
031651	0,80	100/60

For closing anchor points with SK Anchor Cone DW 26.

Delivery unit 50 pieces. Glued with PERI Glue 131709.

### Test certificates:

- Suitable for drinking water according to DVGW Technical Standard W 270.
- Gas impermeability
- Suitable suitable for high security areas, when used with a lost tie rod.



## KK Concrete Cone



PERI Article Nr.	Weight / pcs in kg	Length in mm	Type
031652	0,25	67/52	For Climbing Cone-2, M24/DW 15 and Screw-On Cone-2 M24/DW 20
031653	0,36	80/52	For Climbing Cone-2, M30/DW 20 or Screw-On Cone M30/DW 26.
031654	0,51	90/52	For Climbing Cone-2 M36/DW 26.

For closing anchor points with Climbing Cone-2 and Screw-On Cones  
Delivery unit 50 pieces. Glued with PERI Glue 131709.

### Test certificates:

- Suitable for drinking water according to DVGW Technical Standard W 270.

## PERI Cone Glue-3



PERI Article Nr.	Weight / pcs in kg	Type
131709	9,98	6-cans set
131710	0,89	1 can - Component A
131711	0,67	1 can - Component B

For bonding PERI Concrete Cones.

See Safety Data sheet!

A set consisting of:

- 6 x Component A
- 6 x Component B
- 2 x Stirring Container
- 3 x Stirring Staff

### Characteristics:

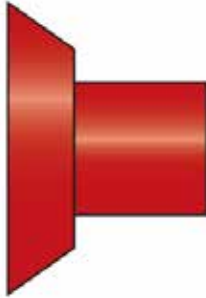
- 2-component adhesive
- Grey concrete colour
- Processing time of 1 hour at 23 °C
- Salt water resistant
- Heat and cold resistant
- Acid resistant to limited extent

### Test certificates:

- Suitable for drinking water and containers for foodstuffs according to the DVGW (German Technical and Scientific Association for Gas and Water)
- Fire resistant class F90

## Fibre concrete cone system

### Cone



PERI Article Nr.	Designation	Inside Ø mm	Installed length mm	Pcs per Bag / Box / Sack
032436	Cone Ø 22 - 1 cm deep	22	10	2500
032437	Cone Ø 22 - 3 cm deep	22	30	1000
032438	Cone Ø 22 - 5 cm deep	22	50	250
032439	Cone Ø 27 - 1 cm deep	27	10	2500



For fibre concrete tubes.


### Cone incl. flat gasket



PERI Article Nr.	Designation	Inside Ø mm	Installed length mm	Pcs per Bag / Box / Sack
032444	Cone Ø 22 - 1 cm deep incl. flat gasket 2 mm	22	10	250
032445	Cone Ø 22 - 1 cm deep incl. flat gasket 8 mm	22	10	250
032446	Cone Ø 22 - 3 cm deep including flat gasket 2 mm	22	30	250
032447	Cone Ø 22 - 3 cm deep incl. flat gasket 6 mm	22	30	250

The flat gasket made of an absorbent plastic. The porous seal between the face of the formwork and the sealing cap ensures a balanced water content at the surface. Surplus concreting water and air bubbles are drained away and the formation of concrete honeycombs is prevented.


## Coupling



PERI Article Nr.	Inside Ø mm	Installed length mm	Pcs per Bag / Box / Sack
032441	22	3	2.000
032442	27	3	250

Coupling for connecting two distance tubes

## Sealing cap cone



PERI Article Nr.	Inside Ø mm	Installed length mm	Pcs per Bag / Box / Sack
032433	22	1	3750
032434	27	1,5	250

Additional Text

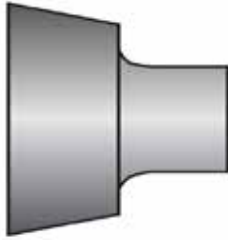
## Flat gasket




PERI Article Nr.	Designation	Inside Ø mm	Pcs per Bag / Box / Sack
032450	Ø 36 x Ø 20 x 2 mm; self-adhesive for cone 032436	22	100
032451	Ø 36 x Ø 20 x 8 mm; self-adhesive for cone 032436	22	100
032452	Ø 39 x Ø 25 x 2 mm; self-adhesive for cone 032437 and 032438	22	100
032453	Ø 39 x Ø 25 x 6 mm; self-adhesive for cone 032437 and 032438	22	100
032454	Ø 45 x Ø 24 x 2 mm; self-adhesive for cone 032439	27	100

The flat gasket made of an absorbent plastic.


## Fibre concrete cone



Cone with spigot



Cone, flush



Different colours and shapes are available on request.

PERI Article Nr.	Designation	Weight / pcs in kg	Pcs / carton
032281	Flush, suitable for cone Ø 22 - 3 cm, Ø42,9 x Ø31 x 28mm	0,06	100
032282	Flush, suitable for steel-plastic cone, Ø59 x Ø50 x 40mm	0,19	100
032285	With spigot, flush, suitable for cone Ø 22 - 1 cm, Ø41 x Ø21,6 x 22mm	0,03	100
032286	With spigot, flush, suitable for cone Ø 22 - 3 cm, Ø42,6 x Ø21,6 x 40mm	0,06	100

Fibre reinforced sealing cone for closing conical anchor holes and as design material for exposed concrete surfaces. Glued in with REPOXAL glue (031550)

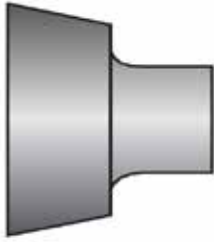
Special shapes and modified concrete mixes for specific applications (high sulfate, chlorine,...) can be produced on request. The cones are available in the standard colours anthracite, grey, sienna red and white.

### Test certificates:

- Water penetration depth up to 5 bar
- Fire behaviour F180
- Sound insulation



## Fibre concrete cone TW



Cone TW with spigot

PERI Article Nr.	Designation	Weight / pcs in kg	Pcs / carton
032278	Flush, suitable for cone Ø 22 - 3 cm, Ø42,9 x Ø31 x 28mm	0,06	100
032279	Flush, suitable for steel-plastic cone, Ø59 x Ø50 x 40mm	0,19	100
032283	With spigot, flush, suitable for cone Ø 22 - 1 cm, Ø41 x Ø21,6 x 22mm	0,03	100
032284	With spigot, flush, suitable for cone Ø 22 - 3 cm, Ø42,6 x Ø21,6 x 40mm	0,06	100



Fibre reinforced sealing cone for closing conical anchor holes and as design material for exposed concrete surfaces. Glued in with REPOXAL drinking water glue.

Special shapes and dimensions can be produced on request. The cones are available in the standard colours anthracite, grey, sienna red and white.

### Test certificates:

- Water penetration depth up to 5 bar
- Fire behaviour F180
- Sound insulation
- Drinking water approval -according to DVGW Code of Practice W 347

## Repoxal Glue



PERI Article Nr.	Weight / pcs in kg
031550	1,00

Two-component adhesive for bonding fibre reinforced concrete plugs. and cones.

Requirements: 1 kg adhesive for approx. 2 Plugs FZR 32 or 33 Plugs FZR 22.

See Safety Data sheet!

Delivery unit 1 kg.

## RiveStop System



## RIVEPIPE 21



Compressive strength: 700kgF

PERI Article Nr.	Length in mm	Inside Ø mm	Outside Ø mm	Designation	Pcs per Bag / Box / Sack
033567	175	17	25	Male	100
033568	195	17	25	Male	100
033569	5	17	25	Female	100

Removable, reusable and recyclable formwork spacer. Approx. 20 reuses

This formwork spacer that is not lost inside the concrete wall, thus avoiding possible leakage that may arise between the gap of the conventional PVC tube and the concrete.

Maximum wall strenght = 20 cm.

To be removed with the RiveOut Tool (033225).



## RIVEPIPE 27



Compressive strength: 500kgF

PERI Article Nr.	Length in mm	Inside Ø mm	Outside Ø mm	Designation	Pcs per Bag / Box / Sack
033208	50	19	29	Male	100
033209	100	19	29	Male	100
033210	200	19	29	Male	100
033211	20	19	29	Female	100
033212	50	19	29	Female	100
033213	75	19	29	Female	100
033214	100	19	29	Female	100
033215	120	19	29	Female	100
033216	140	19	29	Female	100
033217	150	19	29	Female	100
033218	200	19	29	Female	100

Removable, reusable and recyclable formwork spacer. Approx. 20 reuses

This formwork spacer that is not lost inside the concrete wall, thus avoiding possible leakage that may arise between the gap of the conventional PVC tube and the concrete.

Maximum wall strength = 40 cm. For higher wall strengths a additional extender is required (distance tube).

To be removed with the RiveOut Tool (033225).

## RIVEPIPE US



Compressive strength: 500kgF

PERI Article Nr.	Length in mm	Inside Ø mm	Outside Ø mm	Designation	Pcs per Bag / Box / Sack
033219	51,60	19	29	Female	100
033220	52,40	19	29	Female	100
033221	103,20	19	29	Female	100
033222	154,00	19	29	Female	100
033223	104,80	19	29	Female	100
033224	155,60	19	29	Female	100

Removable, reusable and recyclable formwork spacer. Approx. 20 reuses

This formwork spacer that is not lost inside the concrete wall, thus avoiding possible leakage that may arise between the gap of the conventional PVC tube and the concrete.

Maximum wall strength = 40 cm. For higher wall strength additional extender required (distance tube).

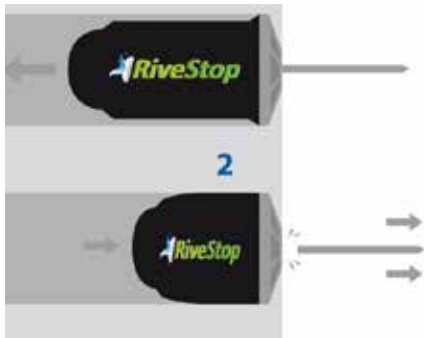
To be removed with the RiveOut Tool (033225).

## RIVESTOP PZ



Not recommended for direct contact with water on the washer side.

PERI Article Nr.	Length in mm	For hole Ø mm	Designation	Pcs / small bucket	Pcs / medium bucket	Pcs / large bucket
033190	33	21,5 - 23	External plate	180	500	1000
033192	48	22 - 24	External plate	120	300	800
033196	50	25 - 27	External plate	80	225	500
033200	50	28 - 30	External plate	70	200	400



Mechanical system designed for a watertight and hermetic sealing of the formwork holes.

Material of outer washer (finish): Plastic (different colours possible on request)  
Material of rivet: Zinc plated

The operator performance is estimated at 360 holes/hour with a manual riveter (033206 or 033207) and at 500 holes/hour with an electric riveter (033576).  
Can be applied in any weather and temperature conditions.

### Test certificates:

- Water pressure test up to 3 bar
- Water penetration test according to EN 12390 – 8 up to
- Ageing in chemicals and durability
- Hermetic sealing against Radon gas
- Acoustic resistance according to EN – ISO 10140-2
- Fire behaviour: Class E according to EN 13501 – 1:2007 + A1:2010

## RIVESTOP PS



For direct water contact on both sides up to 5 bar.

PERI Article Nr.	Length in mm	For hole Ø mm	Designation	Pcs / small bucket	Pcs / medium bucket	Pcs / large bucket
033189	48	18 - 21	Internal plate	160	400	900
033191	33	22	External plate	180	500	1000
033193	48	22 - 24	External plate	120	300	800
033199	50	25 - 28	External plate	80	225	500
033201	50	28 - 30	External plate	70	200	400

Mechanical system designed for a watertight and hermetic sealing of the formwork holes.

Material of outer washer (finish): Plastic (different colours possible on request)  
Material of rivet: Stainless steel

The operator performance is estimated at 360 holes/hour with a manual riveter (033206 or 033207) and at 500 holes/hour with an electric riveter (033576).  
Can be applied in any weather and temperature conditions.

### Test certificates:

- Water pressure test up to 5 bar
- Ageing in chemicals and durability
- Hermetic sealing against Radon gas
- Acoustic resistance according to EN – ISO 10140-2
- Fire behaviour: Class E according to EN 13501 – 1:2007 + A1:2010

## RIVESTOP SS



For direct water contact on both sides up to 8 bar.

PERI Article Nr.	Length in mm	For hole Ø mm	Designation	Max. water pressure	Pcs / small bucket	Pcs / medium bucket	Pcs / large bucket
033314	48	18 - 21	Internal	5 bar	160	400	900
033194	48	22 - 24	External	5 bar	120	300	800
033195	48	22 - 24	Internal	5 bar	120	300	800
033197	50	25 - 27	External	5 bar	80	225	500
033198	50	25 - 27	Internal	5 bar	80	225	500
033202	50	28 - 30	External	5 bar	70	200	400
033203	50	28 - 30	Internal	5 bar	70	200	400
033204	50	31 - 36	Internal	5 bar	50	100	250
033570	55	22-24	External	8 bar	120	250	700
033571	55	22-24	Internal	8 bar	120	250	700
033572	55	25-28	External	8 bar	80	200	500
033573	55	25-28	Internal	8 bar	80	200	500
033574	55	28-30	External	8 bar	62	150	350
033575	55	28-30	Internal	8 bar	62	150	350

Mechanical system designed for a watertight and hermetic sealing of the formwork holes.

Material of outer washer (finish): Stainless steel

Material of rivet: Stainless steel

The operator performance is estimated at 360 holes/hour with a manual riveter (033206 or 033207) and at 500 holes/hour with an electric riveter (033576).

Can be applied in any weather and temperature conditions.

### Test certificates

- Water pressure test up to 5 or 8 bar
- Ageing in chemicals and durability
- Hermetic sealing against Radon gas
- Acoustic resistance according to EN – ISO 10140-2
- Fire behaviour: Class E according to EN 13501 – 1:2007 + A1:2010
- Fire resistance: EI240 according to EN 1363 – 1

## RIVESTOP SS MX15



For direct water contact on both sides up to 8 bar.

PERI Article Nr.	Length in mm	For hole Ø mm	Designation	Max water pressure	Pcs / small bucket
033653	70	17,5 – 22	Internal plate	8 bar	75
033654	70	17,5 – 22	External plate	8 bar	75
033655	70	21,5 – 25	Internal plate	8 bar	75
033656	70	21,5 – 25	External plate	8 bar	75



Mechanical system designed for a watertight and hermetic sealing of MAXIMO 15 formwork holes. Length after installation is 50mm.

Material of outer washer (finish): Stainless steel  
Material of rivet: Stainless steel

The operator performance is estimated at 360 holes/hour with a manual riveter (033206 or 033207) and at 500 holes/hour with an electric riveter (033576). Can be applied in any weather and temperature conditions.

### Test certificates

- Water pressure test up to 8 bar
- Water penetration test up to 7 bar according to EN 12390 - 8
- Ageing in chemicals and durability
- Hermetic sealing against Radon gas
- Acoustic resistance according to EN – ISO 10140-2
- Fire behaviour: Class E according to EN 13501 – 1:2007 + A1:2010
- Fire resistance: EI240 according to EN 1363 – 1

# OKTAGON System

## OKTAGON Spacer



Formwork spacer



PERI Article Nr.	Wall thickness in mm	Type	Pcs per Bag / Box / Sack	Pcs / Pallet
032132	150	1 piece	100	2.400
032133	180	1 piece	100	2.400
032134	200	1 piece	100	2.400
032135	220	3 pieces	100	2.400
032136	240	1 piece	100	2.400
032137	250	1 piece	100	2.400
032138	300	1 piece	100	2.400
032139	350	1 piece	100	1.500
032140	360	3 pieces	100	1.500
032141	365	1 piece	100	1.500
032142	400	1 piece	100	1.500
032143	450	3 pieces	50	800
032144	500	3 pieces	50	800
032145	550	3 pieces	50	800
032146	600	3 pieces	50	800

OKTAGON is a one-piece formwork spacer, resistant to acids and liquor, which are common on construction site.

The 3-piece version is delivered incl. plugs. Custom lengths available on request. PVC-free.

## OKTAGON Cone



PERI Article Nr.	For tube Ø mm	Pcs per Bag / Box / Sack	Pcs / Pallet
032147	22/26	200	5.000

DISTANZ cone for creating waterproof formwork spacers. Custom made lengths can be made, by using an DISTANZ and a 22/26 tube that has to be cut down 8cm less than the required wall thickness.

## OKTAGON Plug



PERI Article Nr.	Pcs per Bag / Box / Sack	Pcs / Pallet
032148	200	25.000

OKTAGON® plug 22 for waterproof sealing of OKTAGON cones. May only be hammered into place, no glue required!



## OKTAGON-Plus



Formwork spacer OKTAGON-PLUS

PERI Article Nr.	Wall thickness in mm	Pcs per Bag / Box / Sack	Pcs / Pallet
033412	150	100	2400
033413	180	100	2400
033414	200	100	2400
033415	220	100	2400
033416	240	100	2400
033417	250	100	2400
033418	300	100	2400
033419	350	100	1500
033420	360	100	1500
033421	400	100	1500
033422	450	50	800
033423	500	50	800
033424	550	50	800
033425	600	50	800
033426	175	100	2400
033427	365	100	1500

Formwork spacer OKTAGON®-PLUS 22 for tie rod Ø 15/17mm.

Made out of one piece (PVC-free).

Other length available on request.

### Test certificates:

- Water leakage
- Fire behaviour F180
- Airborne sound insulation
- Suitable for drinking water
- Aggressive, chemical, polluted water

## MAXIMO Stopper

### Stopper MX15



PERI Article Nr.	Length in mm	Designation	For hole Ø mm
126991	75	With flange for pressing water	Ø 17,5 – 18,5 mm
126988	75	With flange for pressing water	max. Ø = 22,5 mm
126997	75	Without flange for pressing water	Ø 17,5 – 18,5 mm
126995	75	Without flange for pressing water	max. Ø = 22,5 mm
127064	50	With flange for non-pressing water	Ø 17,5 – 22,5 mm
127065	50	Without flange for non-pressing water	Ø 17,5 – 22,5 mm

Mechanical screw-in waterstop for MAXIMO 15 anchor holes. Package unit 25pcs. To be installed with article 126999 - Stud Spanner MX15.

#### Test certificates

- Water penetration test up to 5 bar according to EN 12390 - 8
- Acoustic resistance according to EN – ISO 10140-2
- Fire resistance: F90 according to EN 1363 – 1

### Stopper MX18



PERI Article Nr.	Length in mm	Designation	For hole Ø mm
127430	75	With flange for pressing water	Ø 24,5mm
127488	75	With flange for pressing water	Ø 28,0 mm
127432	75	Without flange for pressing water	Ø 24,5mm
127490	75	Without flange for pressing water	Ø 28,0 mm
127589	50	With flange for non-pressing water	Ø 24,5 - 28,0 mm
127590	50	Without flange for non-pressing water	Ø 24,5 - 28,0 mm

Mechanical screw-in waterstop for MAXIMO 18 anchor holes. Package unit 25pcs. To be installed with article 127434 - Stud Spanner MX18.

#### Test certificates

- Water penetration test up to 5 bar according to EN 12390 - 8
- Acoustic resistance according to EN – ISO 10140-2
- Fire resistance: F90 according to EN 1363 – 1

## Hydrophilic sealing plugs

### Hydrophilic sealing plug



PERI Article Nr.	For hole Ø mm	Pcs per Bag / Box / Sack	Pcs / Big Bag	Pcs / Pallet
033357	22	100	1.000	18.000
033358	24	100	500	9.000
033359	26	100	500	9.000
033360	32	100	500	9.000
033361	34	100	500	9.000



Swellable plug for pressure resistant and watertight sealing of formwork spacers up to 6 bar. Suitable for slurry and liquid manure.

Suited for PVC, fiber cement, and steel spacers. Simple installation with a rubber hammer.

**Test certificates:**

- Water penetration depth up to 6 bar

### Hydrophilic sealing plug MX 15



PERI Article Nr.	For hole Ø mm	Pcs per Bag / Box / Sack	Pcs / Big Bag	Pcs / Pallet
033362	Red (17.5-18.5mm) – Yellow (max. 22.5mm)	100 Red and 100 Yellow	500 Red and 500 Yellow	9.000 Red and 9.000 Yellow

Swellable plug for pressure resistant and watertight sealing of MAXIMO 15 tie points up to 5 bar. Suitable for slurry and liquid manure.

Suited for PVC, fiber cement, and steel spacers. Simple installation with a rubber hammer.

**Test certificates:**

- Water penetration depth up to 5 bar

## Fibre concrete sealing plugs

### FB-Aktivstop



PERI Article Nr.	Weight / pcs in kg	Ø in mm	Length in cm	Pcs / carton	Weight kg / carton
032307	0,03	22	5	100	3,40

Fibre concrete plug with integrated expansion sealing.

Installation in frosty weather and suitable for liquid manure. Can be used for exposed concrete.

**Test certificates:**

- Water penetration depth up to 5 bar according to DBV-leaflet "Spacers" and Eurocode 2.

### FB-Easystop



PERI Article Nr.	Weight / pcs in kg	Ø in mm	Length in cm	Pcs / carton	Weight kg / carton
032306	0,03	22	5	100	3,40

Fibre concrete plug with integrated sealing rings for rising structural elements above the basement level and non-pressing water. Can be used for exposed concrete.

Suitable for crude oil/mineral oil.

Installation in frosty weather. Simply screwed in by hand.

### FB-Kombistop



PERI Article Nr.	Weight / pcs in kg	Ø in mm	Length in cm	Pcs / carton	Weight kg / carton
032308	0,03	22	5	100	3,40

Fibre concrete plugs with integrated rubber sealing.

Installation in frosty weather.

**Test certificates:**

- Water penetration depth up to 5 bar according to DBV-leaflet "Spacers" and Eurocode 2.
- Drinking water approval according to DVGW working paper W270 (German Technical and Scientific Association for Gas and Water).

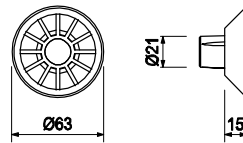
## Cone MX DR



PERI Article Nr.	Weight / pcs in kg	For tube Ø mm
125299	0,01	22

For the use of DW 15 Tie Rods and MAXIMO formwork.

Suitable for Spacer Tubes 22mm.

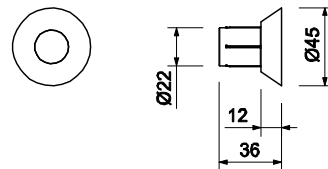


## Cone FZR



PERI Article Nr.	Weight / pcs in kg	For tube Ø mm
031390	0,01	22

Suitable for FZR 22.  
Delivery unit 1 piece.

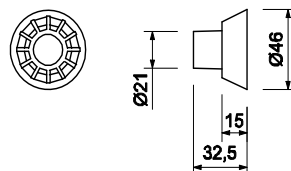


## Cone DR



PERI Article Nr.	Weight / pcs in kg	For tube Ø mm
065033	0,01	22

Plastic. Suitable for Spacer Tubes with internal diameter 22mm.  
Delivery unit 5 pieces.



## Cone



PERI Article Nr.	For tube Ø mm	Fitting length mm	Pcs per Bag / Box / Sack	Pcs / Big Bag
032122	20	10	500	24.000
032123	22	10	500	30.000
032124	26	10	250	12.500

032123 also in Blue possible.

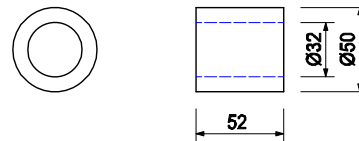
PVC-free.

## Cone FRC



PERI Article Nr.	Weight / pcs in kg
116233	0,12

Ensures a concrete cover of 4 mm in conjunction with Anchor Sleeve M24. Made of fibre reinforced concrete.



## Plug Fibre Concrete



PERI Article Nr.	Weight / pcs in kg	Ø in mm	For cones /hubs
031360	0,02	22	Tubes Ø 22mm
116234	0,03	32	Cone FRC Ø 32mm

For closing cones or anchor holes. Made of fibre reinforced concrete.

Installed with Repoxal glue (031550).

## Plastic and rubber sealing plugs

### Sealing Plug Rubber



PERI Article Nr.	For tube Ø mm	Pcs per Bag / Box / Sack	Pcs / Big Bag	Pcs / Pallet
032997	20	500	2.500	25.000
032998	22	500	2.500	50.000
032999	26	250	1.000	20.000

Flexible plug made of soft PVC for closing of formwork spacers.

Suitable for non-pressing water.

### Plug



PERI Article Nr.	For tube Ø mm	Pcs per Bag / Box / Sack	Pcs / Pallet
032168	20	1.000	48.000
032169	22	1.000	48.000

PVC- free and made out of recycled material.

Suitable for non-pressing water.

### Plastic Plug



PERI Article Nr.	Weight / pcs in kg	For tube Ø mm
065036	0,00	22

Plastic. Suitable for Spacer Tube 22mm  
Delivery unit 1000 pieces.

### Sealing cap



PERI Article Nr.	Fitting length in mm	Pcs per Bag / Box / Sack	Pcs / Big Bag	Pcs / Pallet
033000	1,00	250	5.000	70.000

Sealing cap for tube Ø 22mm.

## Sleeve connector



PERI Article Nr.	Fitting length in mm	Pcs per Bag / Box / Sack	Pcs / Big Bag	Pcs / Pallet
033001	1,00	250	2.500	35.000

Sleeve connector for tube Ø 22mm.

## Plug MX



PERI Article Nr.	For hole Ø mm	Type
114300	For Ø 17,5 -22	For MX15
125300	For Ø 24 -28	For MX18

Plug for closing MAXIMO anchor holes.

Suitable for non-pressing water.

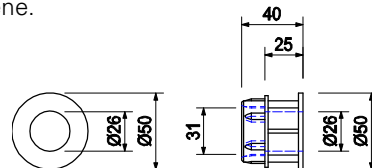


## Cone PP



PERI Article Nr.	Weight / pcs in kg
026240	0,03

Resulting in a concrete cover of 25 mm in combination with Anchor Sleeve M24. Made of polypropylene.

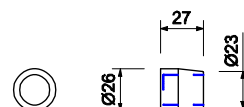


## Plug PP



PERI Article Nr.	Weight / pcs in kg
026250	0,01

For closing Cone PP Ø 31 for Anchor Sleeve M24. Made of polypropylene.





## Outer sealing solutions

### Sealing UFO



PERI Article Nr.	Inside Ø mm	Pcs per Bag / Box / Sack	Pcs / Big Bag	Pcs / Pallet	For spacers with outer ø in mm
033363	6,00	100	1000	18000	6-9
033364	10,00	100	1000	18000	10-11
033365	12,00	100	1000	18000	12-16
033366	17,00	100	700	12600	17-23
033367	24,00	100	700	12600	24-30
033368	31,00	50	500	9000	31-38
033369	39,00	50	500	9000	39-60



Swellable UFO for pressure resistant and watertight sealing of concrete cracks around formwork spacers up to 6 bar.

#### Certifications:

- Water penetration depth up to 6 bar
- BBA Agrément Certificate

### Hydrophilic Sealing Ring



PERI Article Nr.	Dimension in mm	Pcs per Bag / Box / Sack	Pcs / Big Bag	Pcs / Pallet
033376	20 x 2	200	5.000	90.000
033377	24,00	100	2.500	45.000

Swellable sealing ring for pressure resistant and watertight sealing of concrete cracks around formwork spacers up to 6 bar.

#### Certifications:

- Water penetration depth up to 6 bar

## Hydrophilic Sealing Connector



Without closing strip



PERI Article Nr.	Dimension in mm	Pcs per Bag / Box / Sack	Pcs / Big Bag	Pcs / Pallet
033370	15,00	50	500	9.000
033371	20,00	50	500	9.000
033372	23,00	50	500	9.000
033373	26,00	50	500	9.000
033374	30,00	50	500	9.000

The Sealing Connector is the perfect solution for heavy-duty concrete structures where formwork tie bars remain in situ. Made from synthetic, water-swellaable rubber that prevents moisture infiltration fully.

Connectors are placed on the tie rod and fixed by using the Sealing UFO or Sealing Ring.

**Certifications:**

- Water penetration depth up to 6 bar

## Hydrophilic Sealing Connector with strip



With closing strip

PERI Article Nr.	Dimension in mm	Pcs per Bag / Box / Sack	Pcs / Big Bag	Pcs / Pallet
033375	15,00	50	400	7.200

The Sealing Connector is the perfect solution for heavy-duty concrete structures where formwork tie bars remain in situ. Made from synthetic, water-swellaable rubber that prevents moisture infiltration fully.

Connectors are placed on the tie rod and fixed by using the closing strip.

Test certificates:

- Water penetration depth up to 6 bar

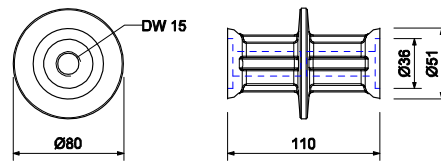
# Metal waterstop

## Waterstop Center Piece



PERI Article Nr.	Weight / pcs in kg	Type
031150	0,83	For DW 15 or B 15

For anchoring with Tie Rod DW 15 and B 15.



## Joint sealing solutions

### Bentobar +



Waterproof up to 6 bar



PERI Article Nr.	Dimension in mm	Type	Pcs / Box	Pcs / Pallet
033388	20 x 10	Standard (Black)	5 x 10 m	60 x 50 m = 3.000 m
033389	20 x 10	Standard (Green)	5 x 10 m	60 x 50 m = 3.000 m
033391	20 x 25	Standard (Black)	6 x 5 m	36 x 30 m = 1.080 m
033392	20 x 25	Standard (Green)	6 x 5 m	36 x 30 m = 1.080 m

Bentonite self-expanding sealing bar for sealing construction joints up to 6 bar. Even after repeated wet-dry cycles, Bentobar+ maintains a perfect seal thanks to its high rubber content.

#### Accessories:

- Fixing Glue (033395), Swellable Paste (033396) and Wire Mesh (033394)

#### Certifications:

- General Building Code Test Certificate (abP)
- AVIS Technique
- BBA Agrément Certificate

### Bentobar + Salt



Waterproof up to 6 bar



PERI Article Nr.	Dimension in mm	Type	Pcs / Box	Pcs / Pallet
033390	20 x 10	Salt version (Red)	5 x 10 m	60 x 50 m = 3.000 m
033393	20 x 25	Salt version (Red)	6 x 5 m	36 x 30 m = 1.080 m

Bentonite self-expanding sealing bar for sealing construction joints up to 6 bar. For salt water up to 3w% and contaminated water. Even after repeated wet-dry cycles, Bentobar+ maintains a perfect seal thanks to its high rubber content.

#### Accessories:

- Fixing Glue (033395), Swellable Paste (033396) and Wire Mesh (033394)

#### Certifications:

- General Building Code Test Certificate (abP)
- BBA Agrément Certificate

## Polybar +



Waterproof up to 6 bar

PERI Article Nr.	Dimension in mm	Type	Pcs / Box	Pcs / Pallet
033379	20 x 5	Standard (Blue)	5 x 10 m	60 x 50 m = 3.000 m
033380	20 x 10	Standard (Blue)	9 x 10 m	24 x 90 m = 2.160 m
033381	20 x 5	Salt version (Yellow)	5 x 10 m	60 x 50 m = 3.000 m
033382	20 x 10	Salt version (Yellow)	9 x 10 m	24 x 90 m = 2.160 m
033383	20 x 5	Superswell (Orange)	5 x 10 m	60 x 50 m = 3.000 m
033384	20 x 10	Superswell (Orange)	9 x 10 m	24 x 90 m = 2.160 m



Polybar+ self-expanding sealing bars are based on a hydrophilic synthetic rubber and are available in:

- standard version (blue)-
- a salt version (yellow) for salt water up to 3w%, manure and slurry
- a superswell version (orange) for use under highly saline conditions up to 10w%

For a watertight sealing for construction joints up to 6 bar. Retains its own shape after multiple dry-wet cycles.

### Accessories:

- Fixing Glue (033395), Swellable Paste (033396)

### Certifications:

- General Building Code Test Certificate (abP)
- BBA Agrément Certificate

## Polybar + Rain protect



Waterproof up to 6 bar

PERI Article Nr.	Dimension in mm	Type	Pcs / Box	Pcs / Pallet
033385	20 x 5	Rain protect (Black)	5 x 10 m	60 x 50 m = 3.000 m
033386	20 x 10	Rain protect (Black)	9 x 10 m	24 x 90 m = 2.160 m

Polybar+ RP self-expanding sealing bars are based on a hydrophilic synthetic rubber and are especially developed for delayed swelling in rain water. The swelling process is 4 times lower than for the Polybar+ standard waterstop.

For a watertight sealing for construction joints up to 6 bar. Retains its own shape after multiple dry-wet cycles.

### Accessories:

- Fixing Glue (033395), Swellable Paste (033396)

### Certifications:

- General Building Code Test Certificate (abP)
- BBA Agrément Certificate

## U-shaped sealing bar



PERI Article Nr.	Dimension in mm	Pcs / Box	Pcs / Pallet
033387	30,00	20 x 2,4 m	24 x 48 m = 1.152 m

Hydrophilic water stop based on synthetic rubber that acts as a watertight sealing for construction joints in combination with a press plate.

Retains its own shape after multiple dry-wet cycles.

Mechanical fixation possible with a glue.

### Certifications:

- BBA Agrément Certificate

## Pipe strap



PERI Article Nr.	For pipe Ø mm	Pcs per Bag / Box / Sack	Pcs / Pallet
033378	Ø 110 - 125 mm	150	3600

The pipe strap is made of hydrophilic water swellable synthetic rubber. It acts as a high pressure water sealing around plastic pipes in concrete constructions. Sealing up to 5 bar water pressure.

Thanks to its smart design, sealing of different pipe diameters is ensured.

### Certifications:

- BBA Agrément Certificate

Waterproof up to 5 bar

## Wire mesh



PERI Article Nr.	Length in m	Pcs per Bag / Box / Sack
033394	1,00	30

Metal wire mesh for the fixation of Bentobar + or Polybar+.

## Fixing Glue



For Polybar+ and Bentobar+

PERI Article Nr.	Main packaging in	Quantity in main packaging	Pcs / carton	Cartons / Pallet
033395	Cartridge	290 ml	12	96

Fixing glue ensures fast and strong fixation of water swellable sealing bars to concrete. The fast skin formation and curing allows concrete casting after a few hours. Moreover, it has excellent adhesion strength even on wet concrete surfaces. Fixing glue can be applied for both Polybar+ and Bentobar+.

More information on request!

### Certifications:

- BBA Agrément Certificate

## Swellable Paste



PERI Article Nr.	Main packaging in	Quantity in main packaging	Pcs / carton	Cartons / Pallet
033396	Cartridge	310 ml	12	120

Water swellable paste is a high quality, one component polyurethane adhesive which swells in contact with water. Upon contact with water, the paste can expand up to 450% of its original volume. Can be applied both for Polybar+ and Bentobar+.

## Quellmax Blackstop



Waterproof up to 7 bar

PERI Article Nr.	Dimension in mm	Pcs / Box	Pcs / Pallet
033593	10 x 20	14 x 5m	30 x 70m = 2.100m
033588	16 x 21	6 x 5m	30 x 30 m = 900m
033589	18 x 24	6 x 5m	30 x 30 m = 900m

Swellable bentonite waterstop tape for the sealing of structural joints which are exposed constantly or temporarily to water up to 7 bar water pressure.

Even after repeated wet-dry cycles, Quellmax Blackstop remains its shape.

### Certifications:

- General Building Code Test Certificate (abP)
- HYG Drinking Water Approval
- Slurry and animal manure resistance
- European Technical Assessment (ETA)

## Quellmax Plus



Waterproof up to 7 bar

PERI Article Nr.	Dimension in mm	Pcs / Box	Pcs / Pallet
033590	16 x 21	6 x 5m	30 x 30 m = 900m
033591	18 x 24	6 x 5m	30 x 30 m = 900m

Swellable bentonite waterstop tape for the sealing of structural joints which are exposed constantly or temporarily to water up to 7 bar water pressure. The special coating prevents premature swelling for up to 3 days

Even after repeated wet-dry cycles, Quellmax Plus remains its shape.

### Certifications:

- General Building Code Test Certificate (abP)
- HYG Drinking Water Approval
- Slurry and animal manure resistance
- European Technical Assessment (ETA)
- Water pressure up to 7 bar



## Fitting bar



PERI Article Nr.	Length in mm	Pcs per Bag / Box / Sack
033594	1000	30 m

Metal wire mesh for the fixation of Quellmax BlackStop or Quellmax Plus.

## Adhesive CEM805



PERI Article Nr.	Main packaging in	Quantity in main packaging	Pcs / carton
033600	Cartridge	290 ml	20

CEM 805 is an odorless adhesive / sealant which reacts with atmospheric moisture to create an elastic vulcanized rubber seal. It is free of solvents, silicones and isocyanates.

It has a neutral cure, is compatible with paints and features excellent chemical resistance.

Used for fixing SilverSeal, DualProof, QUELLMAX, and CEMflex VB Plate.

### Certifications:

- CE-certificate

## Adhesive CEM805 active



PERI Article Nr.	Main packaging in	Pcs / Box	Pcs / carton
033601	Cartridge	310 m	12

CEM805 "active" is a one-component, solvent-free adhesive and sealing compound based on polyurethane which swells in contact with water for the sealing of joints and pipe penetrations.

Can be applied to concrete, PVC, HDPE, and steel

### Certifications:

- Drinking Water Approval

## FRADIFLEX premium straight



Straight - 2,1m length

PERI Article Nr.	Width in mm	Quantity pack size	Weight kg / carton	m / Pallet
032560	120	50	84	1050
032561	150	50	101	1050

Galvanised steel with double-sided coating for a watertight concrete construction joint. Coating is bitumen-free.

For a watertight sealing for construction joints up to 5 bar.

Fradiflex packaging includes 58 pcs. clamp straps. Additional Fradiflex® mounting clips required.

### Test certificates:

- CE-marked
- European Technical Assessment (ETA)
- General Building Code Test Certificate (abP)
- WRAS approval (Water regulations advisory scheme)

## FRADIFLEX premium without fixing angle



Without fixing angle - 25m roll

PERI Article Nr.	Width in mm	Quantity pack size	Weight kg / carton	m / Pallet
032558	120	1	15,40	900
032559	150	1	19,50	900

Galvanised steel with double-sided coating for a watertight concrete construction joint. Coating is bitumen-free.

For a watertight sealing for construction joints up to 5 bar.

Fradiflex packaging: includes 2 pcs. clamp strap.

### Certificates:

- CE-marked
- European Technical Assessment (ETA)
- General Building Code Test Certificate (abP)
- WRAS approval (Water regulations advisory scheme)

## FRADIFLEX premium with fixing angle



With fixing angle - 25m roll

PERI Article Nr.	Width in mm	Quantity pack size	Weight kg / carton	m / Pallet
032556	120	1	18,00	900
032557	150	1	22,00	900

Galvanised steel with double-sided coating for a watertight concrete construction joint. Coating is bitumen-free.

For a watertight sealing for construction joints up to 5 bar.

Fradiflex packaging: includes 2 pcs. clamp strap.

### Test certificates:

- CE-marked
- European Technical Assessment (ETA)
- General Building Code Test Certificate (abP)
- WRAS approval (Water regulations advisory scheme)

## CEMflex Steel Plate Waterstop



PERI Article Nr.	Length in m	Pcs per Bag / Box / Sack
116818	2,00 x 0,15 m	50 = 100m
116819	2,00 x 0,10 m	50 = 100m

Consists of a galvanised steel plate encapsulated in a special patented active coating which reacts with water and moisture when embedded in concrete to provide a watertight construction joint up to 8 bar.

Can be installed both pre and post pour and no sticky protection tape to be removed and disposed of from the waterstop prior to use.

No welding required -- Simply overlap the elements by 5cm.

No premature activation of the coating on contact with rainwater

### Test certificates:

- CE - marked
- Oil-, gasoline- and fuel-resistance test
- BBA Agrément Certificate
- Vattenfall Rapport tested up to 8 bar water pressure
- According to DVGW Code of Practice W 347 - Drinking Water Approval
- General Building Code Test Certificate (abP)
- The Public German Railway Authority – 80 year service life
- Avis Technique
- CSS - ES approval

## CEMflex Omega holder



PERI Article Nr.	Pcs per Bag / Box / Sack
116820	100

For fixing the CEMflex waterstop to the steel reinforcement pre-pour.

## CEMflex clip



PERI Article Nr.	Pcs per Bag / Box / Sack
116821	50

For connecting CEMflex elements simply secure the overlapping areas (5cm) with a CEMflex Clip

## CEMflex clamping plate



PERI Article Nr.	Quantity in main packaging
033596	30

For connecting CEMflex elements to PVC waterstops.

## Injection Hose System CEM11



PERI Article Nr.	Outside Ø mm	Type	Pcs per Bag / Box / Sack	m / Pallet
033585	11	Injection tube 11 blue	50m	50 x 50m = 2.500m
033586	-	Metal Clip	100	-
033587	-	Shutter Connector M6 CEM11	100	-

CEM11 Injection Hose System is a single walled, PVC tube which economically provides a high efficacy joint sealing system. The BPA-CEM Injection Tube is designed with conical shaped apertures which provide the outlets to enable the pressurised injection material to enter the concrete matrix and seal the joint.

Multiple injections possible when using acrylate-gel or PU-gel.  
Single injections possible when using PU / EP Resins.

### Certificates:

- General Building Code Test Certificate (abP)
- Compliance with the Austrian tunnel directive

## Quellmax Plus for Injection Hose



PERI Article Nr.	Dimension in mm	Pcs per Bag / Box / Sack	m / Pallet
033592	20 x 25 (Ø11)	30 m	30 x 30m = 900m

Swellable bentonite waterstop tape for the sealing of structural joints in combination with the injection hose system CEM11. The special coating prevents premature swelling for up to 3 days

Even after repeated wet-dry cycles, Quellmax Plus remains its shape.

### Certifications:

- General Building Code Test Certificate (abP)
- HYG Drinking Water Approval
- Slurry and animal manure resistance
- European Technical Assessment (ETA)

## CEMswell for Injection Hose



PERI Article Nr.	Dimension in mm	Pcs per Bag / Box / Sack
033595	23 x 15 (Ø11)	25 m

Hydrophilic Swelling Rubber for the sealing of joints in combination with the injection hose system CEM11. CEMswellis remains dimensionally stable, on contact with water and is tested up to 5 bar water pressure.

BPA-CEMswell® has been developed for the successful sealing of joints up to 5 bar water pressure.

### Certifications:

- General Building Code Test Certificate (abP)
- Slurry and animal manure resistance
- Water pressure up to 5 bar

## Surface sealing solutions

### DualProof



PERI Article Nr.	Length in m	Type	m <sup>2</sup> per Roll	m <sup>2</sup> / Pallet
033598	1,5 x 20 m	A - 0,8 mm tick	30 m <sup>2</sup>	14 rolls = 420m <sup>2</sup>
033599	1,5 x 20 m	A+ - 1,2mm thick	30 m <sup>2</sup>	4 rolls = 420m <sup>2</sup>

The DualProof A Membrane System consists of a special non-woven PP-Fleece, which is co-extruded with a highly flexible, water and gas resistant, TPO-FPO membrane. The fresh concrete forms a mechanical bond with the PP-Fleece and prevents water tracking between the membrane and the concrete.

Designed for the waterproofing and protection of below ground reinforced concrete.

Protects concrete against chemical, salt and sulphate attack.

#### Certifications:

- General Building Code Test Certificate (abP)
- CE-Certificate
- DualProof A can be used in construction joints and has been tested as a surface sealing system that is water tight for joints and cracks up to 3.2 mm and a water pressure of up to 6,9 bars.
- Radon and radon gas tight
- Use in salt water areas

### SilverSeal



PERI Article Nr.	Length in m	m <sup>2</sup> per Bag / Box / Sack	m <sup>2</sup> / Pallet
033597	2 x 50 m	100 m <sup>2</sup>	5 rolls = 500m <sup>2</sup>

SilverSeal is a doublesealing and self-healing waterproofing system for below grade waterproofing.

It is a needle punched non-woven fleece treated with water absorbing and water swelling polymer combined with a high-density PE-membrane.

SilverSeal eliminates the need for all conventional waterproofing materials such as bituminous liners, coatings and synthetic membranes of all kinds. BPA-SilverSeal can be both pre-applied and post-applied.

#### Certifications:

- General Building Code Test Certificate (abP)
- CE-Certificate

## Tools

### RIVET Tool Manual



PERI Article Nr.	Weight / pcs in kg	Length in mm
033206	1,57	430

Manual riveting tool for installing RIVESTOP plugs.

### RIVET Tool Manual INT



PERI Article Nr.	Weight / pcs in kg	Length in mm	For hole Ø mm
033207	1,65	650	Ø19,5mm – Ø35mm

Manual riveting tool with long nose for installing RIVESTOP plugs. This tool enables the a one-sided installation.

Can be adapted to fit wall ticknesses 20cm, 25cm and 30cm.

### RIVET Tool Electric



PERI Article Nr.	Weight / pcs in kg	Length in mm
033576	3,01	280

Electric riveter for the installation of RIVESTOP plugs.

### RIVEOUT Tool

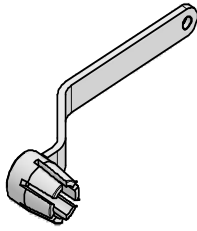


PERI Article Nr.	Weight / pcs in kg
033225	2,60

Extracting tool for RIVEPIPE.

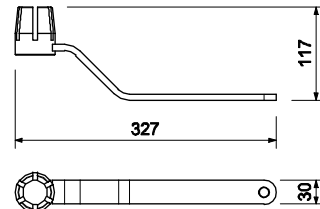


## DK Cone Spanner

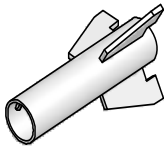


PERI Article Nr.	Weight / pcs in kg
031655	0,94

For removing DK Sealing Cones.

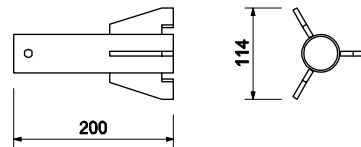


## Concrete Cone Gauge

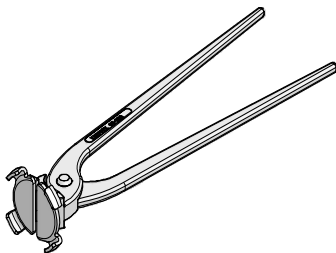


PERI Article Nr.	Weight / pcs in kg
101995	1,02

Installation of concrete cones flush with the surface.

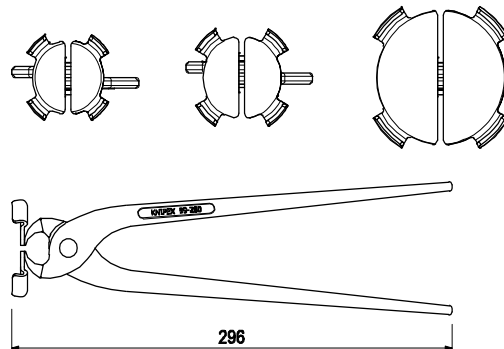


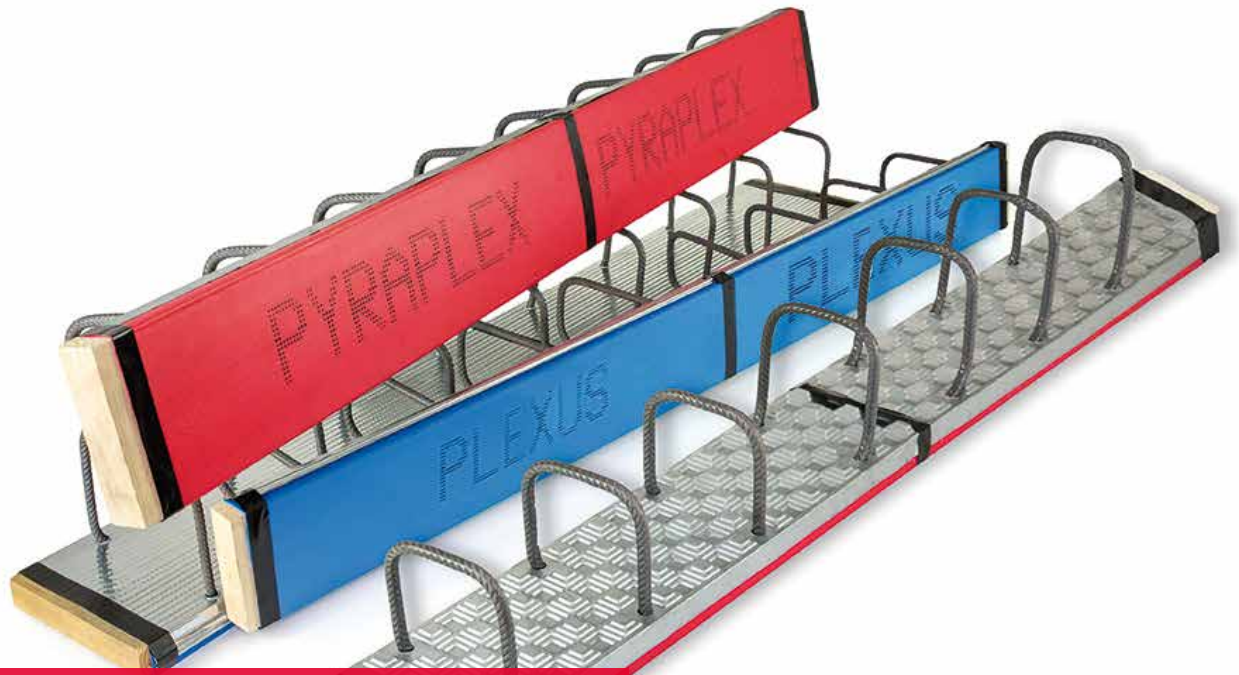
## DK Cone Pliers




PERI Article Nr.	Weight / pcs in kg	Type
031644	0,59	58
031656	0,60	67
031657	0,66	100

For holding DK, SK or KK Concrete Cones with corresponding diameter during installation.






# Reinforcement Technology



# Reinforcement Technology



**Balcony Connectors** 148



**Reinforcement Connectors** 155



**Reinforcement Accessories** 164

## Balcony Connectors


Load bearing connectors providing thermal insulation between inside and outside building elements.



### Why is it necessary to install an insulation balcony adapter?

The insulated balcony connectors are load bearing components that provide thermal insulation between reinforced concrete building elements. They are used to improve thermal insulation in the junction of cantilever slabs made of reinforced concrete and the inside of buildings. Common applications include cantilever balconies, recessed balcony connections, brackets, parapet walls, porches, platforms, etc.

The use of balcony adapters for thermal insulation reduces heat losses which arise from joint-induced and geometric thermal bridges. Uninsulated joint areas also lead to a considerable lowering of the building component surface temperature and an increase in the risk of condensation and mould formation. The use of insulated balcony adapters provides a good heat distribution pattern and heating cost savings.

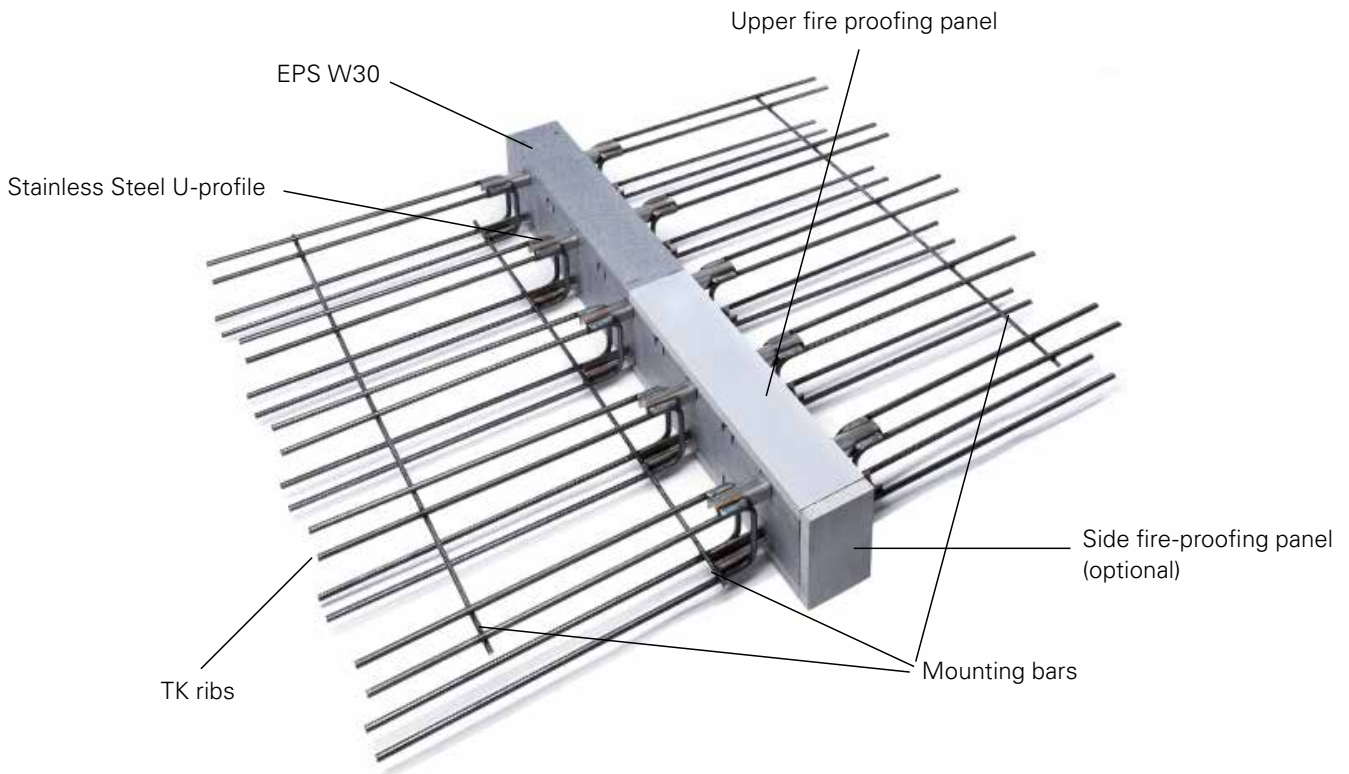


Uninsulated connection area



Connection with insulated balcony adapter

## General structure



- Structural truss made of independent ribs
- The individual ribs run through the EPS panel
- The elements consist of a uniform U-shaped stainless-steel profile, each 10 mm in diameter (material no. 1.4571 C 850 according to EN 10088-2) as well as ribbed reinforcing steel stirrups (B 550 according to OENORM B4707) which are welded to the flanges of the upper and lower chord
- 80 mm (F60) or an 120mm (F120) thick expanded polystyrene panel (EPS W30 according to EN 13163)
- For special fire protection requirements (F120), fire-proofing panels are glued onto the thermal insulating elements
- The number of ribs depends on the project specific loads

## Attika Element



AT/2 Thermokorb

PERI Article Nr.	Weight / pcs in kg	Type
033188	6	With fire panel for R60
033171	7,5	With fire panel for REI120

The AT/2 is a load bearing connector providing thermal insulation and is used for the transfer of axial forces, shear forces and bending moments between parapet wall and floor slabs.

A Thermokorb is suitable for building element thicknesses from 160 mm to 240mm. The individual ribs come in heights of 110 mm, 130 mm, 150 mm, 170 mm and 190 mm.

Technical documentation and certification available on request. Special sizes are as well available upon request.

## TKF balcony connector



TKF

PERI Article Nr.	Weight / pcs in kg	Length in mm	Number of ribs	Type
033146	12	1030	2	With fire panel for REI120
033147	15,5	1030	3	With fire panel for REI120
033148	19,5	1030	4	With fire panel for REI120
033149	23	1030	5	With fire panel for REI120
033150	27	1030	6	With fire panel for REI120
033151	30,5	1030	7	With fire panel for REI120
033152	34	1030	8	With fire panel for REI120
033153	37,5	1030	9	With fire panel for REI120
033154	41,5	1030	10	With fire panel for R60
033116	9	1030	2	With fire panel for R60
033117	12,5	1000	3	With fire panel for R60
033118	16,5	1000	4	With fire panel for R60
033119	20	1000	5	With fire panel for R60
033121	24	1000	6	With fire panel for R60
033122	27,5	1000	7	With fire panel for R60
033123	31	1000	8	With fire panel for R60
033124	34,5	1000	9	With fire panel for R60
033125	38,5	1000	10	With fire panel for R60

The TKF type series is used as split element primarily for unsupported cantilever balcony slabs, especially for the requirements of the prefabricated concrete elements industry (precast slab elements). One part (the compression chord) is installed in the precast slab element in the precast concrete factory; the second part (the tension chord) is then put in place on site. Minimum slab thickness is 180 mm.

## TKA balcony connector



TKA - Standard version

PERI Article Nr.	Weight / pcs in kg	Length in mm	Number of ribs	Type
033136	11	1030	2	With fire panel for REI120
033137	14,5	1030	3	With fire panel for REI120
033138	18	1030	4	With fire panel for REI120
033139	21	1030	5	With fire panel for REI120
033141	24,5	1030	6	With fire panel for REI120
033142	27,5	1030	7	With fire panel for REI120
033143	31	1030	8	With fire panel for REI120
033144	34,5	1030	9	With fire panel for REI120
033145	37,5	1030	10	With fire panel for REI120
033106	8	1030	2	With fire panel for R60
033107	11,5	1000	3	With fire panel for R60
033108	15	1000	4	With fire panel for R60
033109	18	1000	5	With fire panel for R60
033111	21,5	1000	6	With fire panel for R60
033112	24,5	1000	7	With fire panel for R60
033113	28	1000	8	With fire panel for R60
033114	31,5	1000	9	With fire panel for R60
033115	34,5	1000	10	With fire panel for R60

The TKA balcony connector is primarily suitable for transferring shear forces for applications in supported balconies, recessed balconies, parapet walls and different types of prefabricated connectors. Thermal insulation.

Different projections of stirrups are available:

- Standard = 120mm
- V1 = 170mm
- V2 = 220mm

Installation of the TKA V1 or V2 type series also enables the transfer of bending moments and shear forces for level changes and cantilever slab connections to walls (up to a max. of 5 ribs per 1 m element).

The bottom leg of stirrup is available in two variants:

- G ... straight (also for applied forces with changing signs)
- E ... bent up (e.g., for precast concrete floor slabs)

A Thermokorb is suitable for building element thicknesses from 160 mm to 240mm. The individual ribs come in heights of 110 mm, 130 mm, 150 mm, 170 mm and 190 mm.

Technical documentation and certification available on request. Special sizes are as well available upon request.

## TKA balcony connector - Rib version



TKA - RIB version

PERI Article Nr.	Weight / pcs in kg	Length in mm	Number of ribs	Type
033180	4,00	130	1	With fire panel for REI120
033181	8,00	230	2	With fire panel for REI120
033182	11,50	330	3	With fire panel for REI120
033183	15,50	430	4	With fire panel for REI120
033184	19,00	530	5	With fire panel for REI120
033185	23,00	630	6	With fire panel for REI120
033186	26,50	730	7	With fire panel for REI120
033187	30,50	830	8	With fire panel for REI120
033163	3,50	100	1	With fire panel for R60
033164	7,00	200	2	With fire panel for R60
033165	10,50	300	3	With fire panel for R60
033166	14,00	400	4	With fire panel for R60
033167	17,50	500	5	With fire panel for R60
033168	21,00	600	6	With fire panel for R60
033169	24,00	700	7	With fire panel for R60
033170	27,50	800	8	With fire panel for R60

The length of Thermokorb elements depends on the required number of ribs. Elements with fire-proofing panels on all sides (REI120) are longer by 30 mm.

Technical documentation and certification available on request. Special sizes are as well available upon request.



## TKM balcony connector



TKM - Standard version

PERI Article Nr.	Weight / pcs in kg	Length in mm	Number of ribs	Type
033126	12,50	1030	2	With fire panel for REI120
033127	17,00	1030	3	With fire panel for REI120
033128	21,00	1030	4	With fire panel for REI120
033129	25,50	1030	5	With fire panel for REI120
033131	29,50	1030	6	With fire panel for REI120
033132	33,50	1030	7	With fire panel for REI120
033133	38,00	1030	8	With fire panel for REI120
033134	42,00	1030	9	With fire panel for REI120
033135	46,50	1030	10	With fire panel for REI120
033096	9,50	1030	2	With fire panel for R60
033097	14,00	1000	3	With fire panel for R60
033098	18,00	1000	4	With fire panel for R60
033099	22,50	1000	5	With fire panel for R60
033101	26,50	1000	6	With fire panel for R60
033102	30,50	1000	7	With fire panel for R60
033103	35,00	1000	8	With fire panel for R60
033104	39,00	1000	9	With fire panel for R60
033105	43,50	1000	10	With fire panel for R60

The TKM type series primarily serves to transfer bending moments and shear forces (interaction).

Main application areas:

- Unsupported cantilever balcony slabs
- Continuous slabs (indirect support)
- Special solutions are possible, e.g. for level changes, cantilever slab connections to walls, wall connections

The bottom leg of stirrup is available in two variants:

- G ... straight (also for applied forces with changing signs)
- E ... bent up (e.g., for precast concrete floor slabs)

In case of internal forces with alternating signs, TKM/G ribs must be used. TK-M/E ribs are used with precast concrete floor slabs to prevent a collision of the ribbed compression chord with the precast concrete floor slab.

A Thermokorb is suitable for building element thicknesses from 160 mm to 240mm. The individual ribs come in heights of 110 mm, 130 mm, 150 mm, 170 mm and 190 mm.

Technical documentation and certification available on request. Special sizes are as well available upon request.

## TKM balcony connector - Rib version



TKM - RIB version

PERI Article Nr.	Weight / pcs in kg	Length in mm	Number of ribs	Type
033172	5	130	1	With fire panel for REI120
033173	9,5	230	2	With fire panel for REI120
033174	14,5	330	3	With fire panel for REI120
033175	19	430	4	With fire panel for REI120
033176	23,5	530	5	With fire panel for REI120
033177	28	630	6	With fire panel for REI120
033178	32,5	730	7	With fire panel for REI120
033179	37	830	8	With fire panel for REI120
033155	4,5	100	1	With fire panel for R60
033156	8,5	200	2	With fire panel for R60
033157	13	300	3	With fire panel for R60
033158	17,5	400	4	With fire panel for R60
033159	21,5	500	5	With fire panel for R60
033160	26	600	6	With fire panel for R60
033161	30	700	7	With fire panel for R60
033162	34,5	800	8	With fire panel for R60

The length of Thermokorb elements depends on the required number of ribs. Elements with fire-proofing panels on all sides (REI120) are longer by 30 mm.

Technical documentation and certification available on request. Special sizes are as well available upon request.

## Reinforcement Connectors

### PLEXUS



PERI Article Nr.	Height in mm	For wall thickness cm	Stirrup distance mm	Ø in mm	m / Bundle	m / Pallet
033453	30,00	90	100	8	12,5	312,5
033454	30,00	90	150	8	17,5	350
033455	30,00	90	200	8	17,5	350
033456	30,00	90	250	8	17,5	350
033457	36,00	90	100	10	12,5	250
033458	36,00	90	150	10	15	300
033459	36,00	90	200	10	15	300
033460	36,00	90	250	10	15	300
033461	36,00	130	100	12	8,75	175
033462	36,00	130	150	12	12,5	200
033463	36,00	130	200	12	12,5	200
033464	36,00	130	250	12	12,5	200

Single layer element. Different steel grades and special sizes available on request.

PLEXUS® is a prefabricated rebar continuity system for reinforced concrete construction and provides a simple and cost effective method of reinforcement continuity across concrete joints.

The surface texture of the boxes are classified in the category "smooth" according to DBV (German Society for Concrete and Construction Technology) datasheet "Bending back concrete steel and requirements for protective boxes".

### PLEXUS 06



PERI Article Nr.	Height in mm	For wall thickness cm	Stirrup distance mm	Ø in mm	m / Bundle	m / Pallet
033465	30,00	130	100	8	10	120
033469	30,00	130	150	8	10	120
033473	30,00	130	200	8	10	120
033477	30,00	130	250	8	10	120
033481	36,00	130	100	10	10	120
033485	36,00	130	150	10	10	120
033489	36,00	130	200	10	10	120
033493	36,00	130	250	10	10	120

Stirrup width 6cm, box width 8,5 cm.

## PLEXUS 09



PERI Article Nr.	Height in mm	For wall thickness cm	Stirrup distance mm	Ø in mm	m / Bundle	m / Pallet
033444	50,00	160 - 180	100	12	7,5	120
033466	30,00	160 - 180	100	8	7,5	120
033470	30,00	160 - 180	150	8	7,5	120
033474	30,00	160 - 180	200	8	7,5	120
033478	30,00	160 - 180	250	8	7,5	120
033482	36,00	160 - 180	100	10	7,5	120
033486	36,00	160 - 180	150	10	7,5	120
033490	36,00	160 - 180	200	10	7,5	120
033494	36,00	160 - 180	250	10	7,5	120

## PLEXUS 12



PERI Article Nr.	Height in mm	For wall thickness cm	Stirrup distance mm	Ø in mm	m / Bundle	m / Pallet
033467	30,00	180 - 200	100	8	5	100
033471	30,00	180 - 200	150	8	5	100
033475	30,00	180 - 200	200	8	5	100
033479	30,00	180 - 200	250	8	5	100
033483	36,00	180 - 200	100	10	5	100
033487	36,00	180 - 200	150	10	5	100
033491	36,00	180 - 200	200	10	5	100
033495	36,00	180 - 200	250	10	5	100
033497	36,00	180 - 200	100	12	5	100

## PLEXUS 15



PERI Article Nr.	Height in mm	For wall thickness cm	Stirrup distance mm	Ø in mm	m / Bundle	m / Pallet
033468	30,00	200 - 240	100	8	5	100
033472	30,00	200 - 240	150	8	5	100
033476	30,00	200 - 240	200	8	5	100
033480	30,00	200 - 240	250	8	5	100
033484	36,00	200 - 240	100	10	5	100
033488	36,00	200 - 240	150	10	5	100
033492	36,00	200 - 240	200	10	5	100
033496	36,00	200 - 240	250	10	5	100
033498	36,00	200 - 240	100	12	5	100

## PLEXUS 18



PERI Article Nr.	Height in mm	For wall thickness cm	Stirrup distance mm	Ø in mm	m / Bundle	m / Pallet
033428	30,00	240 - 270	100	8	5	80
033430	30,00	240 - 270	150	8	5	80
033432	30,00	240 - 270	200	8	5	80
033434	30,00	240 - 270	250	8	5	80
033436	36,00	240 - 270	100	10	5	80
033438	36,00	240 - 270	150	10	5	80
033440	36,00	240 - 270	200	10	5	80
033442	36,00	240 - 270	250	10	5	80
033445	36,00	240 - 270	100	12	5	60

## PLEXUS 20



PERI Article Nr.	Height in mm	For wall thickness cm	Stirrup distance mm	Ø in mm	m / Bundle	m / Pallet
033429	30,00	270 - 290	100	8	5	80
033431	30,00	270 - 290	150	8	5	80
033433	30,00	270 - 290	200	8	5	80
033435	30,00	270 - 290	250	8	5	80
033437	36,00	270 - 290	100	10	5	80
033439	36,00	270 - 290	150	10	5	80
033441	36,00	270 - 290	200	10	5	80
033443	36,00	270 - 290	250	10	5	80
033446	36,00	270 - 290	100	12	5	60

## PYRAPLEX 9



PERI Article Nr.	Height in mm	For wall thickness cm	Stirrup distance mm	Ø in mm	m / Bundle	m / Pallet
032943	30	160	150	8	7,5	120
032944	36	160	150	10	7,5	120
032945	36	160	150	12	7,5	120

Box width 11,2cm. Single layer element.

For high shear forces

PYRAPLEX® is the advanced development of the PLEXUS® box with indentations for high shear forces. The special pyramid design of the box ensures a biaxial transfer of the shearing forces across the length of the construction joint.

The surface texture of the box are classified in the category "geared" according to DBV (German Society for Concrete and Construction Technology) datasheet "Bending back concrete steel and requirements for protective boxes".

Different steel grades and special sizes available on request.

## PYRAPLEX 12



PERI Article Nr.	Height in mm	For wall thickness cm	Stirrup distance mm	Ø in mm	m / Bundle	m / Pallet
032946	30,00	180-200	150	8	5	100
032947	36,00	180-200	150	10	5	100
032948	36,00	180-200	150	12	5	100

Stirrup width 12cm, box width 14,2cm

For high shear forces

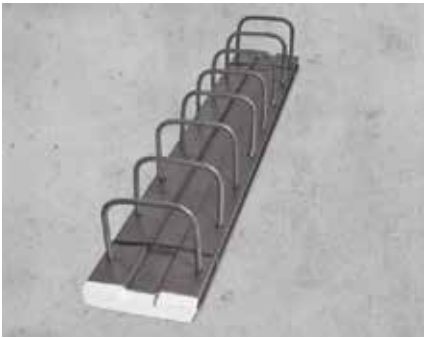
## PYRAPLEX 15



PERI Article Nr.	Height in mm	For wall thickness cm	Stirrup distance mm	Ø in mm	m / Bundle	m / Pallet
032949	30,00	200-240	150	8	5	100
032950	36,00	200-240	150	10	5	100
032951	36,00	200-240	150	12	5	100

Stirrup width 15cm, box width 17,2cm

For high shear forces

**STABOX® - S 9**

PERI Article Nr.	Weight / pcs in kg	For wall thickness cm	For iron Ø mm	For stirrup spacing cm	Length in m	Pcs / Pallet
032669	4,68	13	8	15	1,25	120
032670	6,78	13	10	15	1,25	120

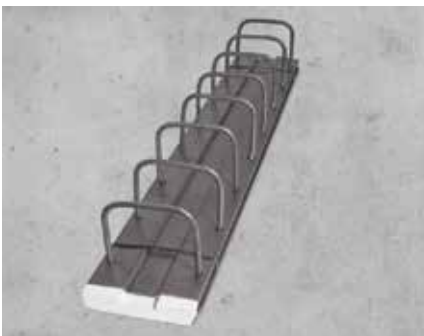
Stirrup width 9cm

The prefabricated Stabox® standard reinforcement connection with roughened surface guarantees intensive anchoring with the concrete and meets the highest shear force requirements for an indented construction joint.

Surface class according to DBV leaflet:

- Interlocked /indented (transverse force capacity transverse to the joint)
- Smooth (shear force capacity parallel to the joint)

Different steel grades and special sizes available on request.

**STABOX® - S 12**

PERI Article Nr.	Weight / pcs in kg	For wall thickness cm	For iron Ø mm	For stirrup spacing cm	Length in m	Pcs / Pallet
032671	5,12	16-18	8	15	1,25	120
032673	7,18	16-18	10	15	1,25	120
032675	10,89	16-18	12	15	1,25	80
032672	4,32	16-18	8	20	1,25	120
032674	5,80	16-18	10	20	1,25	120
032676	8,58	16-18	12	20	1,25	80

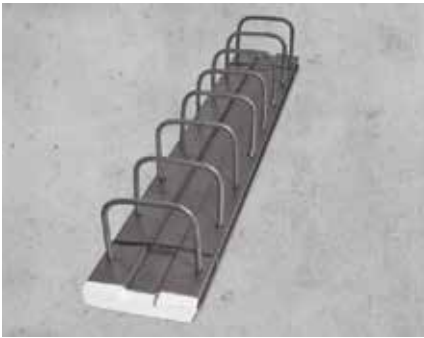
Stirrup width 12cm

**STABOX® - S 15**

PERI Article Nr.	Weight / pcs in kg	For wall thickness cm	For iron Ø mm	For stirrup spacing cm	Length in m	Pcs / Pallet
032677	5,16	18-20	8	15	1,25	120
032679	7,70	18-20	10	15	1,25	120
032681	11,55	18-20	12	15	1,25	80
032682	7,08	18-20	12	20	1,25	80
032678	4,37	18-20	8	20	1,25	120
032680	6,27	18-20	10	20	1,25	120

Stirrup width 15cm



**STABOX® - S 19**

PERI Article Nr.	Weight / pcs in kg	For wall thickness cm	For iron Ø mm	For stirrup spacing cm	Length in m	Pcs / Pallet
032683	5,34	23-26	8	15	1,25	80
032684	10,82	23-26	10	10	1,25	60
032685	7,89	23-26	10	15	1,25	80
032686	6,42	23-26	10	20	1,25	80
032687	17,48	23-26	12	10	1,25	60
032688	12,52	23-26	12	15	1,25	60
032689	10,09	23-26	12	20	1,25	80

Stirrup width 19cm

**STABOX® - S 22**

PERI Article Nr.	Weight / pcs in kg	For wall thickness cm	For iron Ø mm	For stirrup spacing cm	Length in m	Pcs / Pallet
032693	18,02	26-29	12	10	1,25	60
032690	6,21	26-29	8	15	1,25	80
032692	8,89	26-29	10	15	1,25	80
032694	12,95	26-29	12	15	1,25	60

Stirrup width 22cm

**STABOX® - S 25**

PERI Article Nr.	Weight / pcs in kg	For wall thickness cm	For iron Ø mm	For stirrup spacing cm	Length in m	Pcs / Pallet
032691	12,03	26-29	10	10	1,25	60
032696	12,54	29	10	10	1,25	60
032697	9,32	29	10	15	1,25	60
032698	18,72	29	12	10	1,25	60
032699	13,54	29	12	15	1,25	60

Stirrup width 25cm

## Threaded coupler - Standard Connection



Type A - Standard connection

PERI Article Nr.	Length in mm	Type	Ø in mm
032562	400	A	12
032563	570	A	12
032564	800	A	12
032565	1500	A	12
032566	660	A	14
032567	930	A	14
032568	1500	A	14
032569	1020	A	16
032570	1440	A	16
032571	1800	A	16
032572	1280	A	20
032573	1800	A	20
032574	2100	A	20
032575	1600	A	25
032576	2260	A	25
032577	2600	A	25
032578	1790	A	28
032579	2530	A	28
032580	3000	A	28

Metal couples for connecting reinforcement bars. They are used when the conventional splice joint is not practicable or not allowed and where rebending is not possible due to the rebar diameter. Suitable for permanent and dynamic loading.

For freely rotatable coupler connections.

Technical Data on request!

### Certificates:

- General Building Code Test Certificate (abP)
- ETA approval
- KOMO certificate
- Approval for Romania
- Conform to Eurocode 2 (NEN/DIN/BS EN 1992-1-1), ACI 318 type 1-2, test standard ISO 15835
- Conform to the test requirements of ISO 15835:2009, AC133:2010, EN 1998-1:2010-12, Eurocode 8, EN 1998-1/NA: 2011-01, national annex (category S1 and S2)

## Threaded coupler - Positioning Connection



Type B -Positioning connection

PERI Article Nr.	Length in mm	Type	Ø in mm
032581	400	B	12
032582	570	B	12
032583	800	B	12
032584	1500	B	12
032585	660	B	14
032586	930	B	14
032587	1500	B	14
032588	1020	B	16
032589	1440	B	16
032590	1800	B	16
032591	1280	B	20
032592	1800	B	20
032593	2100	B	20
032594	1600	B	25
032595	2260	B	25
032596	2600	B	25
032597	1790	B	28
032598	2530	B	28
032599	3000	B	28

Metal couples for connecting reinforcement bars. They are used when the conventional splice joint is not practicable or not allowed and where rebending is not possible due to the rebar diameter. Suitable for permanent and dynamic loading.

For non-freely rotatable coupler connections.

Technical Data on request!

### Certificates:

- General Building Code Test Certificate (abP)
- ETA approval
- KOMO certificate
- Approval for Romania
- Conform to Eurocode 2 (NEN/DIN/BS EN 1992-1-1), ACI 318 type 1-2, test standard ISO 15835
- Conform to the test requirements of ISO 15835:2009, AC133:2010, EN 1998-1:2010-12, Eurocode 8, EN 1998-1/NA: 2011-01, national annex (category S1 and S2)

## Reinforcement Accessories

### Heat-treated wire



100 pcs packed in a 20kg bucket

PERI Article Nr.	Weight in kg	Ø in mm	Main packaging in	Quantity in main packaging
033577	30,00	1,2	Coils	1
033578	30,00	1,4	Coils	1
033579	20,00	1,4	Bag	100
033580	20,00	1,4	Bucket	100

Heat-treated wire for steel reinforcement. The heat-treatment ensures flexibility and durability of the wire, whilst being very soft and easy to handle.

A quality certificate 3.1 according to EN 10204:2004 is enclosed to every order.



30kg coil

### Steel Nail



PERI Article Nr.	Weight in kg	Dimensions in mm	Main packaging in	Quantity in main packaging
033581	5,00	2,2 x 50	Box	2750
033582	5,00	2,8 x 65	Box	1500
033583	5,00	3,0 x 80	Box	1125
033584	5,00	4,0 x 100	Box	500

A quality certificate 3.1 according to EN 10204:2004 is enclosed to every order.

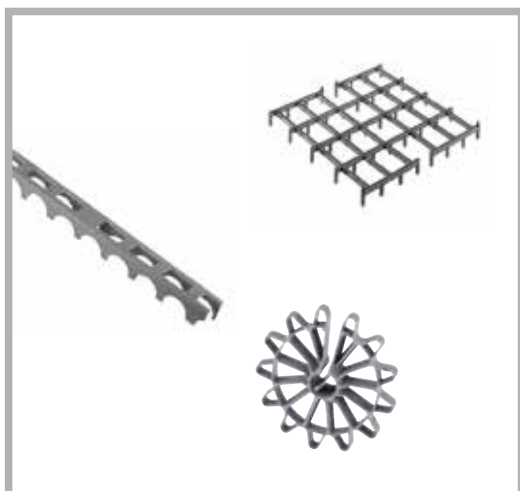




## Spacers



## Spacers



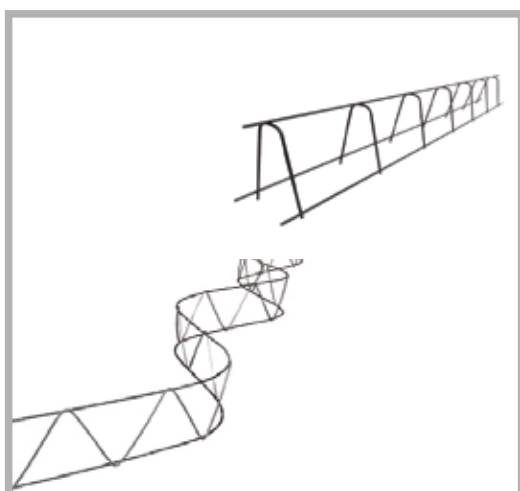
**Plastic Spacers**

168



**Concrete Spacers**

178



**Metal Spacers**

186

## DRUNTERLEISTE open



With cut-outs

PERI Article Nr.	Concrete cover mm	Length in m	m / Bundle	m / Pallet
032040	15,00	2	100	7,7
032041	20,00	2	100	6.300
032042	25,00	2	100	4.900
032043	30,00	2	100	4.200
032044	35,00	2	60	3.600
032045	40,00	2	60	2.400
032046	45,00	2	60	1.440
032047	50,00	2	60	1.680
032048	60,00	2	40	1.200
032049	70,00	2	40	1.120

Other length available on request.

Approved according to DBV specification „ Abstandhalter“ DBV - c - L2/F.

## DRUNTERLEISTE full



With holes at the side

PERI Article Nr.	Concrete cover mm	Length in m	m / Bundle	m / Pallet
032050	25,00	2	100	4.900
032051	30,00	2	100	4.200
032052	35,00	2	60	3.600
032053	40,00	2	60	2.400
032054	45,00	2	60	1.440
032055	50,00	2	60	1.680
032056	60,00	2	40	1.200
032057	70,00	2	40	1.120

Other length available on request.

Approved according to DBV specification „ Abstandhalter“ DBV - c - L2/F.



## DRUNTERLEISTE full closed



Closed at the side

PERI Article Nr.	Concrete cover mm	Length in m	m / Bundle	m / Pallet
032058	15,00	2	100	6.600
032059	20,00	2	100	6.300
032060	25,00	2	100	4.900
032061	30,00	2	100	4.200
032062	35,00	2	60	3.600
032063	40,00	2	60	2.400
032064	45,00	2	60	1.440
032065	50,00	2	60	1.680
032066	60,00	2	40	1.200
032067	70,00	2	40	1.120

Other length available on request.

Approved according to DBV specification „ Abstandhalter“ DBV - c - L2/F.

## DRUPAK



DRUPAK 1 width 36 mm

PERI Article Nr.	Concrete cover mm	Length in m	m / Bundle	m / Pallet
032068	15,00	2	100	6.000
032069	20,00	2	100	6.000
032070	25,00	2	100	5.400
032071	30,00	2	100	5.400

Extra strong spacer with large supporting area used for horizontal reinforcement. Made of 100% high quality recycled PE. Other length available on request. Very good concrete flow by large cut outs at the side and on top. Suitable for fair-faced concrete and prefabricated ceiling.

FREE OF PVC.



DRUPAK 2 width 46mm

PERI Article Nr.	Concrete cover mm	Length in m	m / Bundle	m / Pallet
032072	35,00	2	60	3.900
032073	40,00	2	60	3.600
032074	45,00	2	60	3.000
032075	50,00	2	60	3.000

Because of better stability we advice to use Drupak „2“ for concrete cover of 35mm or higher. Other length available on request.

Approved according to DBV specification „ Abstandhalter“ DBV - c - L2/F

## DRUWA



Width 35 mm

PERI Article Nr.	Concrete cover mm	Length in cm	Pcs / Bundle	Pcs / Pallet
033397	15,00	80	70	4410
033398	20,00	80	60	3780
033399	25,00	80	40	2800
033400	30,00	80	40	2520
033401	35,00	80	30	2100
033402	40,00	80	30	1890
033403	50,00	80	20	1540

Large-area spacer with high stability for the lower reinforcement. Other length available on request.

Due to its zigzag shape and staggered feet, good concrete flow is ensured. By turning, the DRUWA can easily be used for soft surfaces. Due to its special design the pallets are well stack-able! Therefore optimal saving of freight costs and perfect using of storage room.

Approved according to DBV specification „ Abstandhalter“ DBV - c - L2.

## DRUKOMP



Width 35mm

PERI Article Nr.	Concrete cover mm	Length in m	Pcs / Bundle	Pcs / Pallet	m / Pallet for 2m
032831	15,00	0,5	32	4.032	8.064
032832	20,00	0,5	32	4.032	8.064
032833	25,00	0,5	32	3.456	6.912
032834	30,00	0,5	32	3.072	6.144
032835	35,00	0,5	32	3.072	6.144
032836	40,00	0,5	32	2.816	5.632
032837	45,00	0,5	32	2.560	5.120
032838	50,00	0,5	32	2.560	5.120

Completely connected standard length: 0,50m, 1m, 1,5m, 2m, 2,5m and 3m. Other length available on request.

Approved according to DBV specification „ Abstandhalter“ DBV - c - L1/F/T/A

## DRUSPITZ



Width 40mm

PERI Article Nr.	Concrete cover mm	Length in m	Pcs / Bundle	Pcs / Pallet	m / Pallet for 2m
032823	15,00	0,5	32	3.072	6.144
032824	20,00	0,5	32	3.072	6.144
032825	25,00	0,5	32	2.816	5.632
032826	30,00	0,5	32	2.816	5.632
032827	35,00	0,5	12	2.244	4.488
032828	40,00	0,5	12	2.112	4.224
032829	45,00	0,5	12	1.980	3.960
032830	50,00	0,5	12	1.848	3.696

Spacers for light reinforcement with very good concrete flow. Special foot spikes minimise contact with formwork. Vertical spikes on top prevent the reinforcement from slipping. Can be supplied without spikes on top. Can be extended as required using plug-in connection.

Completely connected standard length: 0,50m, 1m, 1,5m, 2m, 2,5m and 3m  
Any other length (already connected) available!

Approved according to DBV specification „ Abstandhalter“ DBV - c - L1/F/T/A

## DRUFILA



Width 55mm

PERI Article Nr.	Concrete cover mm	Length in m	m / Bundle	m / Pallet
032839	15,00	1	80	4160
032840	20,00	1	80	3840
032841	25,00	1	80	3520
032842	30,00	1	80	3200
032843	35,00	1	80	2880
032844	40,00	1	80	2560
032845	50,00	1	48	1920

Approved according to DBV specification „ Abstandhalter“ DBV - c - L1/F/T/A.  
Other length available on request.

## DRUNTERECK Single



DRUNTERECK "strong" single

PERI Article Nr.	Concrete cover mm	Dimension in mm	Pcs / Bundle	Pcs / Pallet
032969	15,00	95 x 200	120	8.640
032970	20,00	95 x 200	120	8.640
032971	25,00	95 x 200	120	8.640
032972	30,00	95 x 200	120	8.640
032973	35,00	95 x 200	120	8.640
032974	40,00	95 x 200	120	8.640
032975	45,00	95 x 200	120	8.640
032976	50,00	95 x 200	120	8.640

Extensive spacers for light reinforcement with very good concrete flow. Pointed foot spikes minimise contact with formwork - best result for fair-faced concrete. Vertical burls on top prevent the reinforcement from slipping."

Approved according to DBV specification „ Abstandhalter“ DBV - c - L1/F/T/A

## DRUNTERECK Double




PERI Article Nr.	Concrete cover mm	Dimension in mm	Pcs / Bundle	Pcs / Pallet
032977	15,00	200 x 200	90	4.320
032978	20,00	200 x 200	90	4.320
032979	25,00	200 x 200	90	4.320
032980	30,00	200 x 200	90	4.320
032981	35,00	200 x 200	90	4.320
032982	40,00	200 x 200	90	4.320
032983	45,00	200 x 200	90	4.320
032984	50,00	200 x 200	90	4.320

Extensive spacers for light reinforcement with very good concrete flow. Pointed foot spikes minimise contact with formwork - best result for fair-faced concrete. Vertical burls on top prevent the reinforcement from slipping."

Approved according to DBV specification „ Abstandhalter“ DBV - c - L1/F/T/A

## DRUNTERECK single with hooks



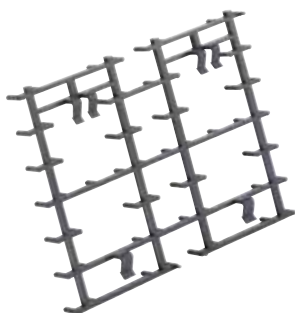
With hooks

PERI Article Nr.	Concrete cover mm	Dimension in mm	Pcs / Bundle	Pcs / Pallet
032985	15,00	95 x 200	100	7.200
032986	20,00	95 x 200	100	7.200
032987	25,00	95 x 200	100	7.200
032988	30,00	95 x 200	100	7.200
032989	35,00	95 x 200	100	7.200
032990	40,00	95 x 200	100	7.200

Single with hooks

Extensive spacers for vertical reinforcement.  
Approved according to DBV specification „ Abstandhalter“ DBV - c - L1/F/T/A

## DRUNTERECK double with hooks



With hooks

PERI Article Nr.	Concrete cover mm	Dimension in mm	Pcs / Bundle	Pcs / Pallet
032991	15,00	200 x 200	75	3.600
032992	20,00	200 x 200	75	3.600
032993	25,00	200 x 200	75	3.600
032994	30,00	200 x 200	75	3.600
032995	35,00	200 x 200	75	3.600
032996	40,00	200 x 200	75	3.600

Double with hooks.

Extensive spacers for vertical reinforcement.  
Approved according to DBV specification „ Abstandhalter“ DBV - c - L1/F/T/A

## Area spacer



Ring-shaped spacer

PERI Article Nr.	Concrete cover mm	Set / Bag	Pcs per Bag / Box / Sack	Pcs / Pallet
032079	15,00	25	300	7.200
032080	20,00	25	300	4.800
032081	25,00	25	300	4.800
032082	30,00	25	300	4.800
032083	35,00	25	300	4.800

12 rings per set: smallest Ø 150mm, largest Ø 400mm. Other length available on request.

Approved according to DBV specification „ Abstandhalter“ DBV - c - L1/F/T/A.

## Mat Connector



PERI Article Nr.	Concrete cover mm	For wall thickness in mm	Pcs per Bag / Box / Sack	Pcs / Pallet
032886	15	200	100	5.000
032887	15	240	100	5.000
032888	15	300	100	5.000
032889	15	350	100	5.000
032890	15	400	100	5.000
032891	20	200	100	5.000
032892	20	240	100	5.000
032893	20	250	100	5.000
032894	20	300	100	5.000
032895	20	350	100	5.000
032896	20	400	100	5.000
032897	25	200	100	5.000
032898	25	240	100	5.000
032899	25	250	100	5.000
032900	25	300	100	5.000
032901	25	350	100	5.000
032902	25	400	100	5.000
032903	30	200	100	5.000
032904	30	240	100	5.000
032905	30	250	100	5.000
032906	30	300	100	5.000
032907	30	350	100	5.000
032908	30	400	100	5.000
032909	35	200	100	5.000
032910	35	240	100	5.000
032911	35	250	100	5.000
032912	35	300	100	5.000
032913	35	350	100	5.000
032914	35	400	100	5.000

Other dimension available on request.

Spacer with iron Ø 5mm for securing the distance between the reinforcement mesh and maintaining the correct concrete cover.

## Mat Connector




PERI Article Nr.	Concrete cover mm	For wall thickness in mm	For iron Ø mm	Pcs per Bag / Box / Sack	Pcs / Pallet
032915	40	200	4-12	100	5.000
032916	40	240	4-12	100	5.000
032917	40	250	4-12	100	5.000
032918	40	300	4-12	100	5.000
032919	40	350	4-12	100	5.000
032920	40	400	4-12	100	5.000
032921	50	200	4-12	100	5.000
032922	50	240	4-12	100	5.000
032923	50	250	4-12	100	5.000
032924	50	300	4-12	100	5.000
032925	50	350	4-12	100	5.000
032926	50	400	4-12	100	5.000

Other dimension available on request.

Spacer with iron Ø 5mm for securing the distance between the reinforcement mesh and maintaining the correct concrete cover.

## Star spacer



PERI Article Nr.	Concrete cover mm	For iron Ø mm	Pcs per Bag / Box / Sack	Pcs / Big Bag	Pcs / Pallet
032149	15,00	4-10	1000	5.000	60.000
032150	20,00	6-20	250	2.000	40.000
032151	20,00	4-12	1000	5.000	50.000
032152	25,00	6-20	250	1.000	36.000
032153	25,00	4-12	500	2.500	30.000
032154	30,00	6-20	125	1.000	20.000
032155	30,00	4-12	500	2.000	20.000
032156	35,00	6-20	125	1.000	18.000
032157	35,00	4-12	200	1000	12.000
032158	40,00	6-20	125	500	14.000
032159	40,00	4-12	125	500	10.000
032160	50,00	6-20	50	500	8.000
032161	50,00	4-12	100	500	5.000

Approved according to DBV specification „Spacers“ DBV - c - L1/F/T/A.

PVC free. Other sizes available on request.

## PILING Star spacer



PERI Article Nr.	Concrete cover mm	For iron Ø mm	Pcs / Roll	Pcs / Pallet
032967	50	6-20	45	4500
032968	75	6-20	45	2205

PVC free. Other sizes available on request.

## Spacer with baseplate



PERI Article Nr.	Concrete cover mm	For iron Ø mm	Pcs per Bag / Box / Sack	Pcs / Pallet
032961	15 / 20	8-16	500	16.000
032962	25 / 30	8-16	400	12.800
032963	40 / 50	6-16	200	16.000
032964	50 / 60	6-16	200	13.600
032965	70 / 80	8-16	200	7.200
032966	90 / 100	8-16	100	6.400

PVC free. Other sizes available on request.

## HORIZONTAL Chair spacer



PERI Article Nr.	Concrete cover mm	For iron Ø mm	Pcs per Bag / Box / Sack	Pcs / Big Bag	Pcs / Pallet
032952	10,00	4-16	1.000	8.000	40.000
032953	15,00	4-16	1.000	6.000	36.000
032954	20,00	4-16	500	4.000	32.000
032955	25,00	4-16	500	3.500	28.000
032956	30,00	4-16	250	2.500	25.000
032957	35,00	4-16	250	1.500	24.000
032958	40,00	4-16	250	1.250	25.000
032959	45,00	4-16	125	1.000	12.000
032960	50,00	4-16	125	1.000	12.000

PVC free. Other sizes available on request.



## Spacer 4-foot



With pointed foot spikes

PERI Article Nr.	Concrete cover mm	For iron Ø mm	Pcs per Bag / Box / Sack	Pcs / Big Bag	Pcs / Pallet
032018	20,00	6-20	500	2.000	12.000
032019	25,00	6-20	500	1.500	12.000
032021	30,00	6-20	250	1.500	12.000
032022	35,00	6-20	250	1.000	10.000
032023	40,00	6-20	250	1.000	10.000
032024	45,00	6-20	250	1.000	8.000
032025	50,00	6-20	125	500	7.500

The 4-foot is a stable spacer with a large clamping range for middle and heavy reinforcement. Ideal for use in all areas of application in the precast industry and on construction sites.

Approved according to DBV specification „ Abstandhalter“ DBV - c - L1/A.

Flat foot spikes are available on request (DBV - c -L2/A).

PVC free. Other sizes available on request.

## Snake type bar spacer



PERI Article Nr.	Weight / pcs in kg	Concrete cover mm	Length in cm	Pcs / Pallet	Kg / Pallet
032455	0,53	20	100	1250	695,00
032456	0,64	25	100	1000	720,00
032457	0,78	30	100	1000	830,00
032458	1,09	35	100	750	792,00
032459	1,25	40	100	600	782,00
032460	1,39	45	100	500	725,00
032461	1,74	50	100	500	890,00
032462	1,98	55	100	400	788,00
032463	2,27	60	100	350	790,00
032464	0,43	20	80	1250	558,00
032465	0,51	25	80	1250	720,00
032466	0,62	30	80	1250	820,00
032467	0,88	35	80	1000	852,00
032468	1,00	40	80	750	785,00
032469	1,11	45	80	600	698,00
032470	1,39	50	80	600	854,00

Made from fibre concrete for support of horizontal mesh and loose bars. All bar spacers over 33 cm long have increased resistance to breakage due to a reinforcing thread. Other sizes available on request.

Suitable for rapid and cost effective fixing of mesh and loose reinforcement. Stable and non-tipping, simple laying. Approved according to DBV specification „Spacer“ DBV - c - L2/F/T/A and according to the Dutch KOMO-certificate.

## Square bar spacer



PERI Article Nr.	Weight / pcs in kg	Concrete cover mm	Length in cm	Pcs / Pallet	Kg / Pallet
032488	1,32	25 x 25	100	850	1.142
032489	1,89	30 x 30	100	600	1.154
032490	2,58	35 x 35	100	450	1.181
032491	3,39	40 x 40	100	350	1.207
032492	5,38	50 x 50	100	200	1.096
032493	7,71	60 x 60	100	150	1.177

Made of fibre concrete for heavy, horizontal reinforcement. All bar spacers over 33 cm long have increased resistance to breakage due to a reinforcing thread. For particularly heavy reinforcement. Large support surface for laying on insulation. Large support area prevents tipping

Approved according to DBV specification „Spacer“ DBV - c - L2/F/T/A and according to the Dutch KOMO-certificate.

Other dimensions and rectangular profiles available on request.

## Snake N type bar spacer



PERI Article Nr.	Weight / pcs in kg	Concrete cover mm	Length in cm	Pcs / Pallet	Kg / Pallet
032471	0,51	20	100	1250	732,00
032472	0,62	25	100	1000	734,00
032473	0,80	30	100	1000	810,00
032474	1,05	35	100	750	823,00
032475	1,21	40	100	600	776,00
032476	1,40	45	100	500	735,00
032477	1,65	50	100	500	875,00
032478	1,92	55	100	400	792,00
032479	2,14	60	100	350	745,00
032480	0,40	20	80	1250	595,00
032481	0,50	25	80	1250	695,00
032482	0,64	30	80	1250	808,00
032483	0,84	35	80	1000	880,00
032484	0,96	40	80	750	778,00
032485	1,12	45	80	600	704,00
032486	1,32	50	80	600	836,00

Made of fibre concrete with notches for support of horizontal mesh and loose bars. All bar spacers over 33 cm long have increased resistance to breakage due to a reinforcing thread. Other sizes available on request.

Contact with the formwork is reduced to a few points due to the notched contact surface. Designed for use with exposed concrete.

Suitable for supporting overlapping individual rebars.

Approved according to DBV specification „Spacer“ DBV - c - L2/F/T/A and according to the Dutch KOMO-certificate.

## Triangular hook bar spacer



PERI Article Nr.	Weight / pcs in kg	Concrete cover mm	Length in cm	Weight kg / carton	Pcs / carton	Kg / Pallet	Cartons / Pallet
032505	0,13	20	18	32	250	788	24
032506	0,19	25	18	34,56	180	849	24
032507	0,20	30	18	24,75	125	614	24
032508	0,26	35	18	25,8	100	639	24
032509	0,26	40	18	21,9	75	546	24
032511	0,38	45	18	22,92	60	570	24
032512	0,46	50	18	22,9	50	570	24
032513	0,49	55	18	24,6	50	610	24
032514	0,57	60	18	28,55	50	705	24
032515	0,23	20	33	34,35	150	844	24
032516	0,36	25	33	39,6	110	970	24
032517	0,35	30	33	36,48	75	655	24
032518	0,45	35	33	27,06	60	669	24
032519	0,52	40	33	26,05	50	645	24
032521	0,68	45	33	27,08	40	670	24
032522	0,82	50	33	27,09	33	670	24
032523	0,89	55	33	29,37	33	725	24
032524	1,04	60	33	31,26	30	770	24

Made from fibre concrete for vertical reinforcement. Simply clip to reinforcement.

Clip type "PL" for max. steel Ø 16 mm. Other sizes available on request.

Approved according to DBV specification „Spacer“ DBV - c - L2/F/T/A and according to the Dutch KOMO-certificate.

## Concrete Spacer



PERI Article Nr.	Weight / pcs in kg	Concrete cover mm	Weight kg / 100 pcs	Pcs per Bag / Box / Sack	Kg / Pallet	Sacks / Pallet
032343	0,03	25 / 25 / 30	2,8	750	860,00	40
032344	0,09	35 / 40 / 50	9,3	250	950,00	40
032345	0,15	45 / 55 / 60	15	125	770,00	40

Without tying wire

Made of fibre concrete for horizontal and vertical reinforcement. Suitable for fair faced and aesthetic concrete. Other sizes available on request.

Approved according to DBV specification „Spacer“ DBV - c - L2/F/T/A and according to the Dutch KOMO-certificate.

## Concrete Spacer wire



With tying wire

PERI Article Nr.	Weight / pcs in kg	Concrete cover mm	Weight kg / 100 pcs	Pcs per Bag / Box / Sack	Kg / Pallet	Sacks / Pallet
032348	0,04	25	3,5	600	860,00	40
032349	0,04	30	3,8	600	932,00	40
032351	0,05	35	4,7	500	960,00	40
032352	0,06	40	6	400	980,00	40
032353	0,07	45	7	250	720,00	40
032354	0,08	50	7,8	250	800,00	40
032355	0,04	25	3,8	500	780,00	40
032356	0,05	30	4,8	500	980	40
032357	0,06	35	6,3	400	1.028	40
032358	0,08	40	8,3	250	850	40
032359	0,09	45	8,8	250	900	40
032361	0,12	50	12	200	980	40
032362	0,13	55	13,4	175	958,00	40
032363	0,15	60	14,5	175	1035,00	40
032366	0,07	35 / 40	7	250	720,00	40
032367	0,12	45 / 55	11,7	200	956,00	40
032368	0,12	50 / 60	12,3	200	1004,00	40
032369	0,03	20 / 25 / 30	2,9	750	890,00	40
032370	0,10	35 / 40 / 50	9,6	250	980,00	40
032371	0,15	45 / 55 / 60	15,3	125	785,00	40

Made of fibre concrete for horizontal and vertical reinforcement.

Suitable for fair faced and aesthetic concrete. Other sizes available on request.

Approved according to DBV specification „Spacer“ DBV - c - L2/F/T/A and according to the Dutch KOMO-certificate.

## Concrete Spacer BAO



Without tying wire

PERI Article Nr.	Concrete cover mm	Weight kg / 100 pcs	Pcs per Bag / Box / Sack	Sacks / Pallet
032312	25,00	3,3	600	40
032313	30,00	3,6	600	40
032315	40,00	5,7	400	40
032317	50,00	7,5	250	40

Made of fibre concrete for horizontal and vertical reinforcement.

Suitable for fair faced and aesthetic concrete. Other sizes available on request.

Approved according to DBV specification „Spacer“ DBV - c - L2/F/T/A and according to the Dutch KOMO-certificate.

## Cast concrete spacer "Round" with shuttlestock clip



PERI Article Nr.	Designation	Concrete cover mm	Pcs per Bag / Box / Sack	Kg / Pallet	Sacks / Pallet
032414	for vertical and horizontal reinforcement	25	250	340	40
032415	for vertical reinforcement	30	250	410	40
032416	for vertical reinforcement	35	250	500	40
032417	for vertical reinforcement	40	250	570	40

Spacers made out of cast concrete for vertical and horizontal reinforcement with a diameter of 4 - 10 mm. The shuttlecock clips enable simple and fast fixing to the reinforcement. Suitable for use with reinforcements that are not walked on, e.g. in the precast plant.

Minimal surface contact.

Suitable for fair faced concrete.

Approved according to DBV specification „Spacer“ DBV - c - L2/F/T/A and according to the Dutch KOMO-certificate.

## Cast concrete spacer with shuttlestock clip



PERI Article Nr.	Designation	Concrete cover mm	Pcs per Bag / Box / Sack	Kg / Pallet	Sacks / Pallet
032420	for vertical and horizontal reinforcement	25	250	480	40
032421	for vertical and horizontal reinforcement	30	250	610	40
032422	for vertical and horizontal reinforcement	35	250	730	40
032423	for vertical and horizontal reinforcement	40	250	850	40
032424	for vertical and horizontal reinforcement	45	250	1120	40
032425	for vertical and horizontal reinforcement	50	200	1044	40

Spacers made out of cast concrete for vertical and horizontal reinforcement with a diameter of 4 - 10 mm. The shuttlecock clips enable simple and fast fixing to the reinforcement. Suitable for use with reinforcements that are not walked on, e.g. in the precast plant.

Spreads load whilst minimizing surface contact

Suitable for fair faced concrete.

Approved according to DBV specification „Spacer“ DBV - c - L2/F/T/A and according to the Dutch KOMO-certificate.

## RONDO spacer



PERI Article Nr.	Weight / pcs in kg	Concrete cover mm	Weight kg / 100 pcs	Pcs per Bag / Box / Sack	Kg / Pallet	Sacks / Pallet
032404	0,22	30	21,8	110	979,00	40
032405	0,26	35	25,5	100	1040,00	40
032406	0,34	40	34,2	60	841,00	40
032408	0,60	50	60,2	40	983,00	40

Round spacer made of fibre concrete for the insertion of prefabricated reinforcement cages into formwork. For steel diameters of up to 12 mm. Non-stock items. Other sizes available on request.

Approved according to DBV specification „Spacer“ DBV - c - L2/F/T/A and according to the Dutch KOMO-certificate.

## Concrete Spacer steel clip



PERI Article Nr.	Designation	Weight / pcs in kg	Concrete cover mm	Pcs per Bag / Box	Sacks / Pallet
032373	Clamp for steel up to 8 mm in diameter	0,02	25	1000	40
032374	Clamp for steel up to 8 mm in diameter	0,03	30	750	40
032375	Clamp for steel up to 8 mm in diameter	0,04	35	500	40
032376	Fillet for steel Ø 10-12 mm, bracket for steel Ø 10 - 16 mm	0,05	30	400	40
032378	Fillet for steel Ø 10-12 mm, bracket for steel Ø 10 - 16 mm	0,07	40	350	40
032380	Fillet for steel Ø 10-12 mm, bracket for steel Ø 10 - 16 mm	0,08	50	250	40

Spacers with steel clip and a groove to seat the reinforcement. The size of clip and Very high stability is achieved by fixing the spacer at the crossing point of reinforcement layers. Other sizes available on request.

Approved according to DBV specification „Spacer“ DBV - c - L2/F/T/A and according to the Dutch KOMO-certificate.



## Concrete spacer cross-clip SQ



PERI Article Nr.	Designation	Weight / pcs in kg	Concrete cover mm	Pcs per Bag / Box / Sack	Sacks / Pallet
032386	Groove for steel diameter 3 - 10 mm for external reinforcement	0,07	30	250,00	40
032387	Groove for steel diameter 3 - 10 mm for external reinforcement	0,077	35	250,00	40
032388	Groove for steel diameter 3 - 10 mm for external reinforcement	0,091	40	250,00	40
032389	Groove for steel diameter 12 - 16 mm for internal reinforcement	0,07	30	250,00	40
032390	Groove for steel diameter 12 - 16 mm for internal reinforcement	0,081	35	250,00	40
032391	Groove for steel diameter 12 - 16 mm for internal reinforcement	0,09	40	250,00	40

Spacers with a single transverse steel clip and a groove to seat the reinforcement. Other sizes available on request.

Made out of fibre reinforced concrete for vertical reinforcement

Approved according to DBV specification „Spacer“ DBV - c - L2/F/T/A and according to the Dutch KOMO-certificate.

## U-Shape Wire Spacer




Wire spacer with DBV leaflet conformity

PERI Article Nr.	Height in mm	Width in mm	Length in m	Pcs / Bundle	Pcs / Pallet
032872	60	59	2	200	800
032873	80	67	2	200	800
032874	90	71	2	200	800
032875	100	75	2	200	800
032876	110	78	2	200	800
032877	120	82	2	200	800
032878	130	87	2	200	800
032879	140	91	2	200	800
032880	150	95	2	200	800
032881	160	99	2	200	800
032882	170	102	2	200	800
032883	180	106	2	200	800
032884	190	110	2	200	800
032885	200	114	2	200	800

Wire spacer between upper and lower reinforcement mesh. Ensure high firmness and stability. No contact to formwork so no risk of corrosion.

Spacer is tested and certified in accordance with the requirements of the DBV (German Society for Concrete and Construction Technology) datasheet (DBV-leaflet).

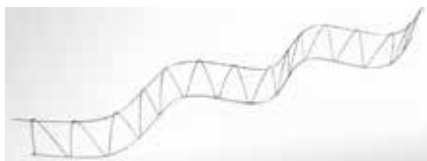
## Continuous high chair



PERI Article Nr.	Weight / pcs in kg	Height in cm	Width in cm	Quantity pack size	Pcs / small bundle	Pcs / Bundle
033062	0,65	6	5,9	25	200	800
033063	0,69	8	6,7	25	200	800
033064	0,72	9	7,1	25	200	800
033065	0,74	10	7,5	25	200	800
033066	0,76	11	7,8	25	200	800
033067	0,79	12	8,2	25	200	800
033068	0,90	13	8,7	25	200	800
033069	0,93	14	9,1	25	200	800
033071	0,95	15	9,5	25	200	800
033072	0,98	16	9,9	25	200	800
033073	1,00	17	10,2	25	200	800
033074	1,03	18	10,6	25	200	400
033075	1,05	19	11,0	25	200	400
033076	1,08	20	11,4	25	200	400

Wire spacer between upper and lower reinforcement mesh. Ensure high firmness and stability. No contact to formwork so no risk of corrosion.

## Spacer Strips Eco Light



Light weighted metal spacer - no DBV conformity

PERI Article Nr.	Weight / pcs in kg	Height in cm	Pcs / small bundle	Pcs / Bundle
033049	0,40	4	25	1.000
033051	0,41	5	25	500
033052	0,42	6	25	500
033053	0,43	7	25	500
033054	0,44	8	25	500
033055	0,46	9	25	500
033056	0,47	10	25	500
033057	0,56	12	25	500
033058	0,60	14	25	500
033059	0,61	15	25	500
033061	0,70	20	25	500

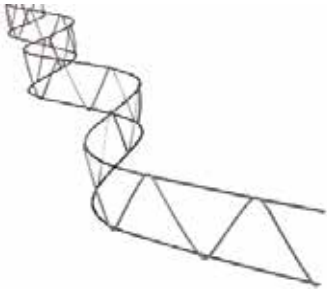
Low weight metal spacers which is not certified according to DBV leaflet "Supports" and Euronorm 2.  
Suitable for lower requirements.

Snake shaped.

Different steel grades and special sizes available on request.

Shipment on pallets is charged separately

## S-Snake Wire Spacer



Lighter metal spacer with DBV conformity

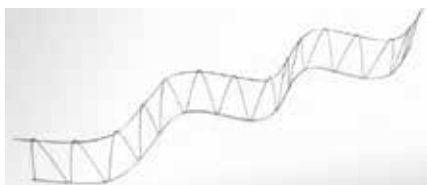
PERI Article Nr.	Height in mm	Length in m	Pcs / Bundle	Pcs / Pallet
032846	40	2	25	2.000
032847	50	2	25	1.000
032848	60	2	25	1.000
032849	70	2	25	1.000
032850	80	2	25	1.000
032851	90	2	25	1.000
032852	100	2	25	1.000
032853	110	2	25	1.000
032854	120	2	25	1.000
032855	130	2	25	1.000
032856	140	2	25	1.000
032857	150	2	25	1.000
032858	160	2	25	1.000
032859	170	2	25	500
032860	180	2	25	500
032861	190	2	25	500
032862	200	2	25	500
032863	220	2	25	400
032864	240	2	25	400
032865	260	2	25	300
032866	280	2	25	300
032867	300	2	25	300
032868	350	2	25	200
032869	400	2	25	200
032870	450	2	25	200
032871	500	2	25	200

Wire spacer between upper and lower reinforcement mesh.  
Snake form ensures high firmness and stability. No contact to formwork so no risk of corrosion.

Spacer is tested and certified in accordance with the requirements of the DBV (German Society for Concrete and Construction Technology) datasheet (DBV-leaflet "Supports").

Other dimensions available on request

## Spacer Strips Eco



Lighter metal spacer with DBV conformity

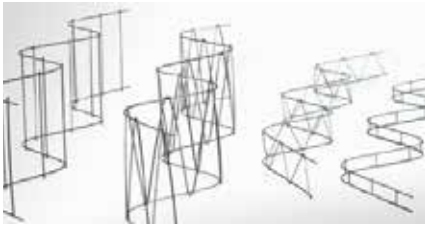
PERI Article Nr.	Weight / pcs in kg	Height in cm	Pcs / small bundle	Pcs / Bundle
033005	0,52	4	25	1.000
033006	0,53	5	25	500
033007	0,54	6	25	500
033008	0,55	7	25	500
033009	0,56	8	25	500
033010	0,57	9	25	500
033011	0,59	10	25	500
033012	0,60	11	25	500
033013	0,62	12	25	500
033014	0,74	13	25	500
033015	0,77	14	25	500
033016	0,79	15	25	500
033017	0,81	16	25	500
033018	0,83	17	25	500
033019	0,86	18	25	500
033020	0,88	19	25	500
033021	0,90	20	25	500

Low weight metal spacer for the use between two reinforcement layers.

Snake shaped, tested according to the German DBV Guidelines (DBV leaflet "Unterstützungen" and Euronorm 2).

Different steel grades and special sizes available on request.

## Spacer Strips hq



High quality metal spacer with DBV conformity

PERI Article Nr.	Weight kg / m	Height in cm	Type	Pcs / small bundle	Pcs / Bundle
033022	0,20	3	V	25	1.000
033023	0,24	4	D	25	1.000
033024	0,25	5	D	25	500
033025	0,25	6	D	25	500
033026	0,26	7	D	25	500
033027	0,26	8	D	25	500
033028	0,27	9	D	25	500
033029	0,28	10	D	25	500
033030	0,29	11	D	25	500
033031	0,29	12	D	25	500
033032	0,36	13	D	25	500
033033	0,37	14	D	25	500
033034	0,38	15	D	25	500
033035	0,39	16	D	25	500
033036	0,40	17	D	25	500
033037	0,41	18	D	25	500
033038	0,42	19	D	25	500
033039	0,43	20	D	25	500
033040	0,42	22	V	25	400
033041	0,44	24	V	25	400
033042	0,45	26	V	25	300
033043	0,47	28	V	25	300
033044	0,49	30	V	25	300
033045	0,68	35	V	25	200
033046	0,73	40	V	25	200
033047	0,95	45	V	25	200
033048	1,01	50	V	25	200

Metal spacer for the use between two reinforcement layers.  
For a height of 3 cm and from H = 22 cm to 50 cm the spacer strips are produced in the shape of a ladder (V). All other sizes come in snake shaped (D).

Tested according to the German DBV Guidelines (DBV leaflet "Unterstützungen" and Euronorm 2)

Different steel grades and special sizes available on request.

Shipment on pallets is charged separately.



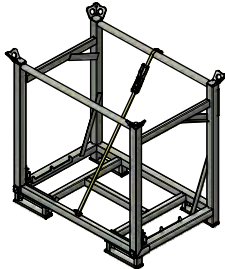


## Transport Aids and Accessories



# Transport Aids and Accessories

## Pallet EP 110

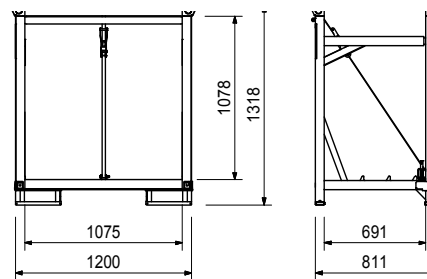


PERI Article Nr.	Weight / pcs in kg
123960	70,40

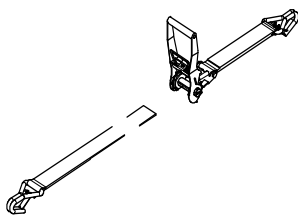
For stacking and transportation of 25 Side-Mesh-Barriers PMB.

Follow Instructions for Use!

Permissible load-bearing capacity 600 kg.

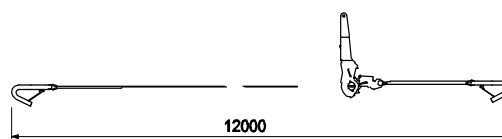


## Tension Belt



PERI Article Nr.	Weight / pcs in kg	Dimensions	Permissible tension force	Type
051250	2,79	Total length 5,70 m	2,5t	PTB 12
118349	3,53	Total length 12 m, max. span 8 m	2,5t	-
107895	1,43	Total length 6m	1,0kN	STLB - For anchoring of slab tables

Two parts. Consider information on the belt label and follow Instructions for Assembly and Use!



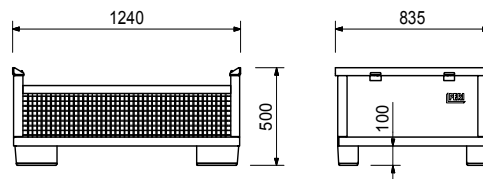
## Hardware Box



PERI Article Nr.	Weight / pcs in kg	Length in cm	Width in cm	Type
025670	66,50	120	80	painted

For stacking and transportation of formwork and scaffold components.

Capacity approx. .28 m<sup>3</sup>. Permissible load-bearing capacity 1.5 t. Follow Instructions for Use!



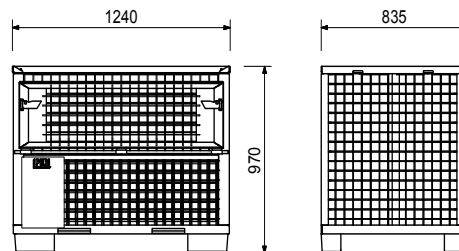
## Crate Pallet 80 x 120



PERI Article Nr.	Weight / pcs in kg	Type	Length in mm	Width in mm
065016	88,20	painted	1.240	835
065068	88,30	galvanized	1.240	835

For stacking and transportation of formwork and scaffold components.

Load-carrying capacity 1.5 t. Capacity approx. 75 m<sup>3</sup>. Follow Instructions for Use at all times.

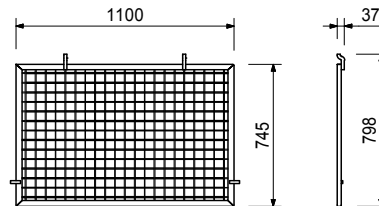


## Lid for Grate Pallet 80X120



PERI Article Nr.	Weight / pcs in kg	Type
065067	9,41	painted

For closing Crate Pallets 80 x 120 or Hardware Boxes 80 x 120.



## Pallet RP-2 80

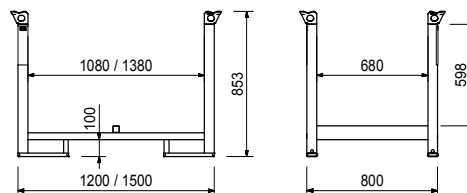


PERI Article Nr.	Weight / pcs in kg	Width in cm	Height in mm	Type
103429	45,30	80 x 150	853 (600)	Galvanized
103434	38,50	80 x 120	853 (600)	Galvanized

For stacking and transportation of formwork and scaffolding components.

Permissible load-bearing capacity 1.5 t.

Note: Follow Instructions for Use!



## Modul Pallet MP



PERI Article Nr.	Weight / pcs in kg	Type	Dimensions in mm	Load capacity
033275	98	Hot-dip galvanized	1200 x 800	1,5t

Modular pallet for the logistics of Box-Out formwork. Long formwork elements are stacked crosswise at the top and the small parts are safely stored in the mesh box at the bottom.

It is suitable for forklift operation in the warehouse/construction yard and can be quickly transported from one place of use to the next on the construction site by means of the crane eyes attached at the top.

## Rod Rack SG 130



PERI Article Nr.	Weight / pcs in kg	Type	Dimension in mm
033276	80,00	Hot-dip galvanized	1200 x 1500

Stacking frame for formwork panels or wooden lattice girders. Approx. 3 times more material can be transported than with conventional frames.

### Characteristics:

- Quick and safe stacking and removal of the load due to inwardly inclined loading surfaces
- Empty racks can be stacked inside each other to save space
- Easy stacking without interfering uprights
- Simple transport securing with only one tensioning belt
- Fast repositioning thanks to two crane eyes at the top
- Forklift pockets with guide plate



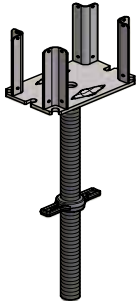


# Scaffolding Components



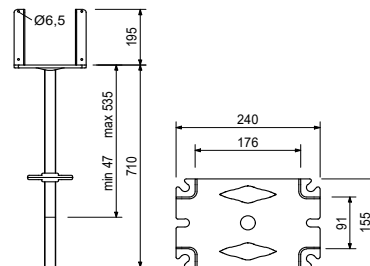
# Scaffolding Components

## Cross Forkhead TR

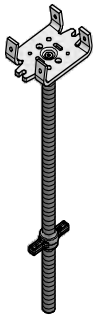


PERI Article Nr.	Weight / pcs in kg
019950	7,77

Tilt-resistant head spindle for holding one or two GT 24 or VT 20 Girders. With captive Quick Jack Nut.

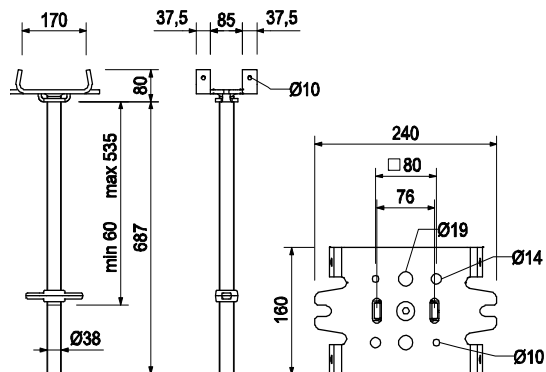


## Joint head spindle TR

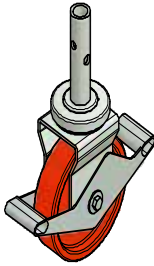


PERI Article Nr.	Weight / pcs in kg
116081	7,04

Maximum inclination of the head plate on all sides 4.4°. With locking device and captive Quick Jack Nut.



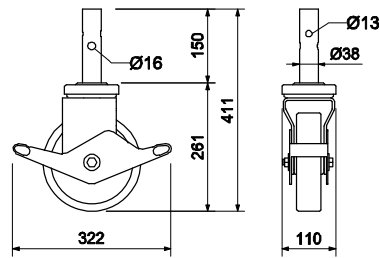
## Castor with spigot



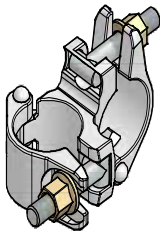
PERI Article Nr.	Weight / pcs in kg
101858	7,00

Castor for mobile scaffolds. Wheel body red.

Permissible load in stopped condition 12 kN.

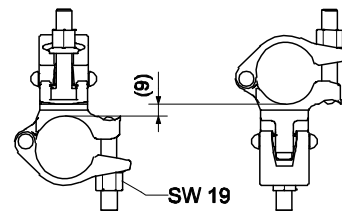


## Standard coupler RA 48/48



PERI Article Nr.	Weight / pcs in kg	Type
017020	1,12	Galvanized

For Scaffold Tubes  $\varnothing$  48 mm.

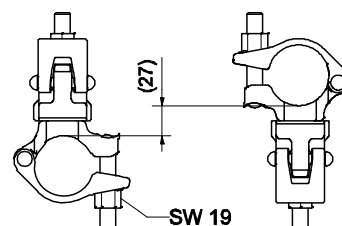


## Swivel coupler SW 48/48




PERI Article Nr.	Weight / pcs in kg	Type
017010	1,40	Galvanized

For Scaffold Tubes  $\varnothing$  48 mm.



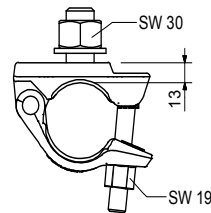


## Screw-on coupler 2 HT B

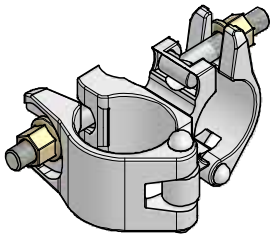


PERI Article Nr.	Weight / pcs in kg
131404	1,08

For screwing Scaffold Tubes  $\varnothing$  48 mm to components up to 9 mm thickness.

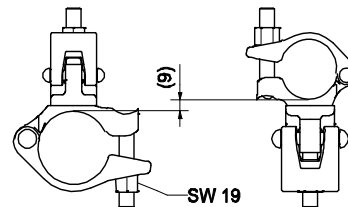


## Standard coupler RR 60/48

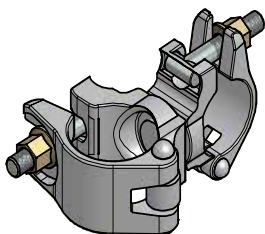


PERI Article Nr.	Weight / pcs in kg	Type
017030	1,40	Galvanized

For Scaffold Tubes  $\varnothing$  48 mm and  $\varnothing$  60 mm.

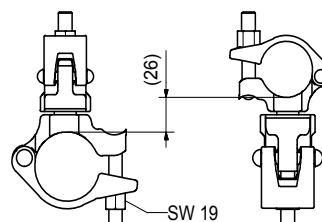


## Swivel coupler RS 60/48

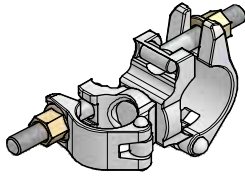


PERI Article Nr.	Weight / pcs in kg	Type
017000	1,54	Galvanized

For Scaffold Tubes  $\varnothing$  48 mm and  $\varnothing$  60 mm.

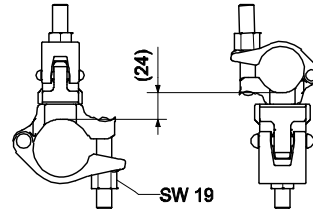


## Swivel coupler RS 38/48

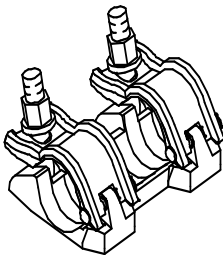


PERI Article Nr.	Weight / pcs in kg	Type
102400	1,10	Galvanized

For Scaffold Tubes  $\varnothing$  48 mm and  $\varnothing$  38 mm.



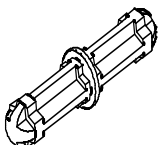
## Tension coupler



PERI Article Nr.	Weight / pcs in kg
100908	1,40

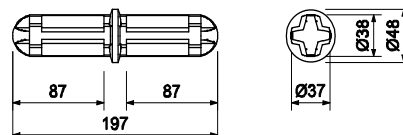
For tensile-proof connections of Scaffold Tubes  $\varnothing$  48 mm.

## Tube connector




PERI Article Nr.	Weight / pcs in kg
100909	1,00

Shear connection of Scaffold Tubes  $\varnothing$  48 mm.



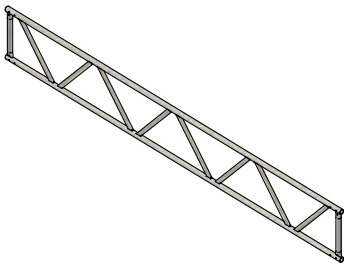
## Scaffold Tube



PERI Article Nr.	Weight / pcs in kg	Length in mm	Dimension in mm
026411	3,55	1000	Ø48x3,2
026412	7,10	2000	Ø48x3,2
026413	10,65	3000	Ø48x3,2
026414	14,20	4000	Ø48x3,2
026419	17,75	5000	Ø48x3,2
026418	21,60	6000	Ø48x3,2



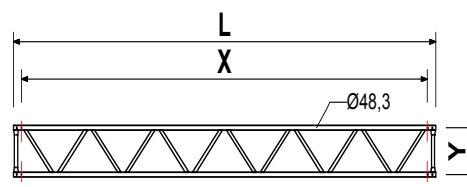
## Lattice girder ULS



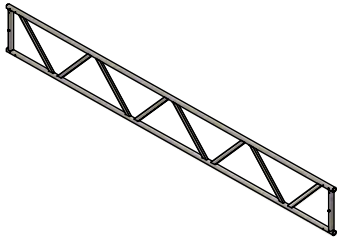
PERI Article Nr.	Weight / pcs in kg	Length in mm	Width in mm
100330	41,70	425	50
100336	50,90	525	50
100339	60,20	625	50
100185	54,80	525	70
100183	64,50	625	70
100852	83,60	825	70

To bridge openings. For system-free application.

Made out of steel.



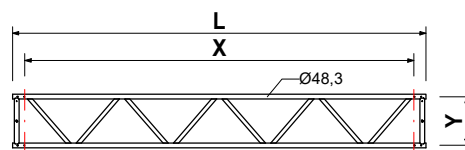
## Lattice girder Alu ULS



PERI Article Nr.	Weight / pcs in kg	Length in mm	Width in mm
101656	18,50	425	50
101657	22,60	525	50
101658	26,60	625	50
101659	37,40	825	70

To bridge openings. For system-free application.

Made out of aluminium.

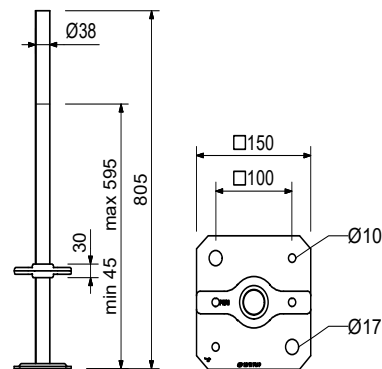


## Adjustable Base Plate UJB 38-80/55

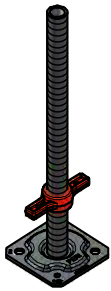


PERI Article Nr.	Weight / pcs in kg	Length in mm
100242	4,57	805

With captive yellow Quick Jack Nut.

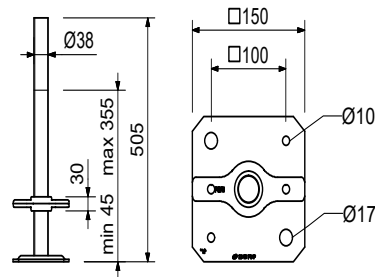


## Adjustable Base Plate UJB 38-50/30



PERI Article Nr.	Weight / pcs in kg	Length in mm
100411	3,39	505

With captive red Quick Jack Nut.



## GEDA Maxi



Material lift

PERI Article Nr.	Weight / pcs in kg	Type	Load capacity in kg	Lifting speed in m/min
033547	65,00	120 S	120	20 - 60
033548	65,00	150 S	150	15-45

Ideal helpers for efficient, yet safe transport of scaffolding elements and construction materials. Lifting height = 70m and power supply = 230 V.

The manual drive of the rope drum is not transported upwards, but simply fastened to the scaffolding at the bottom, while the lightweight swivel arm is attached at the top of the scaffold at the desired height. This even allows quick and easy relocation of the rope hoists during different construction phases.

## Swivel Arm



PERI Article Nr.	Weight / pcs in kg	Load capacity in kg	Lifting speed in m/min
033549	12,00	300	7-21

Swivel arm for increasing the load capacity of the GEDA Maxi 150 S.

The technical data of the GEDA Maxi150 S changes as follows:

- Load capacity 300 kg
- Lifting height 16/26 m
- Lifting speed 7/21 m/min

## Hook



PERI Article Nr.	Weight / pcs in kg
033550	0,56

Hook for scaffold parts. Suitable for GEDA Maxi.

## Hook tie for 5 hooks



PERI Article Nr.	Weight / pcs in kg
033551	2,30

Suitable for GEDA Maxi.

## Rope



PERI Article Nr.	Weight / pcs in kg	Length in m	Ø in mm
033552	0,10	0,35	5

Rope for hooks. Suitable for GEDA Maxi.

## Lifting Sling



PERI Article Nr.	Weight / pcs in kg	Length in m
033553	0,45	1,5

For lifting boards and similar bulky parts.

## Swivel Arm Support



PERI Article Nr.	Weight / pcs in kg	Load capacity in kg
033556	9,20	120
033657	12,90	150

For mounting swivel arms at any scaffold level.

## Steel Wire Rope



PERI Article Nr.	Weight / pcs in kg	Length in m	Ø in mm
033557	6,25	81	4,5

Steel Wire Rope for GEDA Maxi. Easy placement of the rope on the swivel arm without having to dismantle the rollers.

## Manual Control



PERI Article Nr.	Weight / pcs in kg	Type
033554	7,00	With 30m cable
033555	10,55	With 50m cable

Manual control with emergency-off button and cable. Suitable for GEDA Maxi.

## GEDA 300 Z



PERI Article Nr.	Weight / pcs in kg	Load capacity in kg	Lifting speed in m/min
033558	215,00	300	30

Material hoist for efficient material transport at construction sites. Lifting height = 100m and power supply = 400V. Load platform dimensions: 0.75 m x 1.4 m x 1.1 m / 1.8 m.

The lightweight 2-m aluminium mast elements can be assembled by one person.

The convenient loading and unloading ramp ensures comfortable access to the platform, which is approved for transporting up to 300 kg. Once at the landing level, the car of the GEDA 300 Z, which can be swivelled by 90 degrees, allows a safe transition and comfortable loading and unloading.

## Cable Bin

PERI Article Nr.	Weight / pcs in kg	Type
033559	48,00	With 25m cable

Cable bin with trailing cable 25 m lifting height (400 V).

## Load Platform

PERI Article Nr.	Weight / pcs in kg	Dimension in m
033560	76,00	1.4 x 0.75 x 1.1/1.8

For GEDA 300 Z



## Scaffold frame

PERI Article Nr.	Weight / pcs in kg
033561	25,50

For the use with GEDA 300.

## Aluminium Mast



PERI Article Nr.	Weight / pcs in kg	Extension length in m
033562	27,00	2
033563	15,00	1

Aluminium mast with captive screws for the extension of the base unit.

## Mast Tie



PERI Article Nr.	Weight / pcs in kg
033564	4,00

For the fixing of the aluminium masts.

## Landing Level Safety Gate ECO



PERI Article Nr.	Weight / pcs in kg
033566	23,00

Landing level safety gate "ECO" 0.85 m wide

## Trailing Cable Guide



PERI Article Nr.	Weight / pcs in kg
033565	1,50


1 pcs. per mast tie needed.



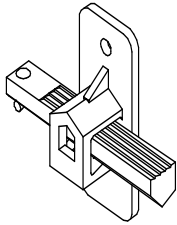


## Tools and Accessories

## Tools and Accessories

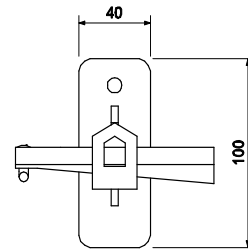


## Clamp lock

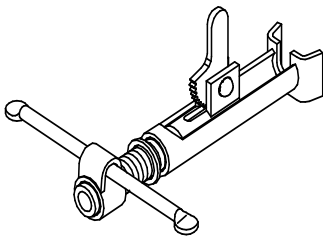


PERI Article Nr.	Weight / pcs in kg
030790	0,43

For anchorage with anchoring wire  $\varnothing$  5 to 10 mm.

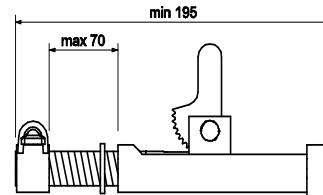


## Spanner for clamp lock



PERI Article Nr.	Weight / pcs in kg	Type
030820	1,50	Galvanized

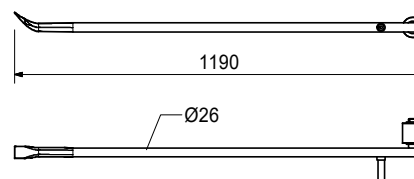
For anchorage with anchoring wire  $\varnothing$  5 to 10 mm.




## Stripping Bar



PERI Article Nr.	Weight / pcs in kg	Length in mm
112588	5,52	1180

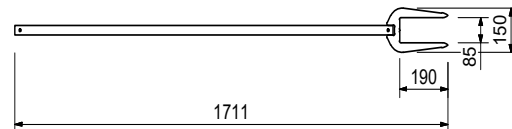


## Erection Bar GT/VT




PERI Article Nr.	Weight / pcs in kg	Length in mm	Type
070740	2,98	1711	galvanized

For shuttering of MULTIFLEX with GT 24 or VT 20 Girders.



## HM Concrete Scraper

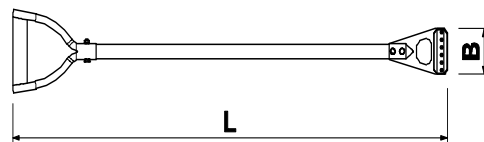


PERI Article Nr.	Length in mm	Width in mm	Pcs / Pallet
065019	900	102	240
065018	1180	54	160
065020	1180	102	160
065021	1180	170	120

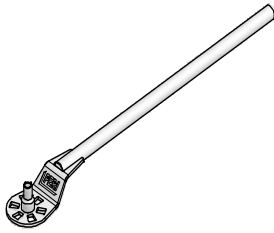
Concrete scraper with ash wood handle, hard-metal reversible cutter and chamfered butt strap made of tool steel.

### Spare parts:

- 065022 - Butt strap 54/30mm
- 065023 - Butt strap 102/30mm
- 065024 - Butt strap 170/30mm
- 065025 - HM turnover board 16/16mm
- 065026 - Wood handle L=1180mm

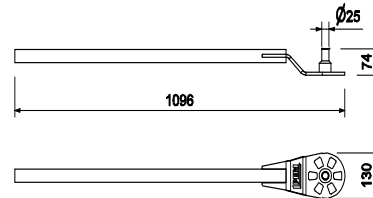


## Tie Spanner DW15



PERI Article Nr.	Weight / pcs in kg
108129	3,48

For Wingnut Counterplate DW 15, Wingnut Pivot Plate DW 15 and Wingnut DW 15.



## Tensioning clamp MD 250



PERI Article Nr.	Weight / pcs in kg
032304	13,90

Tensioning clamp MD 2.5 m, two-piece tensioning clamp for Zemdrain® MD.

## Tensioning clamp



PERI Article Nr.	Weight / pcs in kg
032303	0,90

Wide-area clamping and tensioning of Zemdrain® Classic across smaller formwork areas. Fix subsequently using staples.



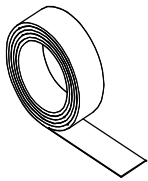
## Tensioning device



PERI Article Nr.	Weight / pcs in kg
032305	7,00

Tensioning clamp for fixing Zemdrein.

## Adhesive tape



PERI Article Nr.	Weight / pcs in kg	Width in mm	Length in m
126015	0,25	50	33

Delivery unit: 1 roll ( 33 m).  
Made out of PVC.

## Rock anchor



PERI Article Nr.	Weight / pcs in kg	Designation	Pcs / carton
032548	0,36	Rock anchor (expansion plug) for anchor rod Ø 15 mm, drill hole 35 - 37 mm	50

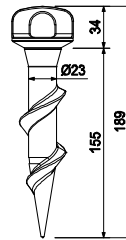
## Screw-On Sleeve PERI M16/164



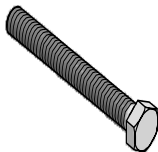
PERI Article Nr.	Weight / pcs in kg
123970	0,05

For temporary mounting of components on reinforced concrete slabs.

Inserted into the fresh concrete immediately after concreting.

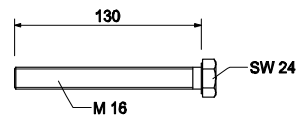


## Hex Bolt ISO 4017-M16




PERI Article Nr.	Weight / pcs in kg	Length in mm	Type
123973	0,24	130	galvanized

For assembly of Slab Feet PDF in combination with Screw-On Sleeve PERI M16/164.

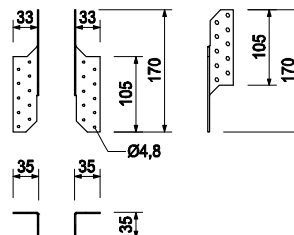


## Framing Clip

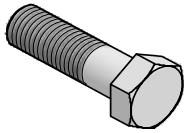


PERI Article Nr.	Weight / pcs in kg
018290	0,10

For connecting crossed timbers or girders.  
For either right or left handling.



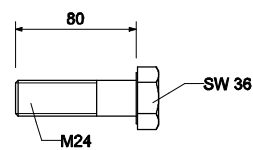
## Hex Bolt M24



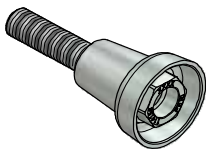
PERI Article Nr.	Weight / pcs in kg	Ø in mm	Length in mm	Type
026290	0,28	10,9	50	galvanized
026430	0,33	10,9	70	galvanized
026220	0,36	10,9	80	galvanized
029560	0,54	10,9	120	galvanized

Wrench size SW 36. ISO 4014

Other sizes available on request.



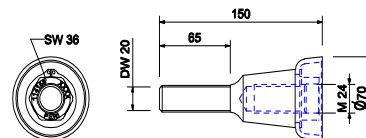
## Screw-on Cone-2 M24/DW20



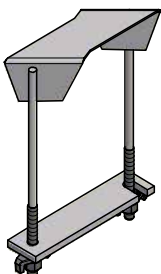
PERI Article Nr.	Weight / pcs in kg
114158	1,03

Anchor System M24. For anchoring climbing systems.

Separate design information on request.

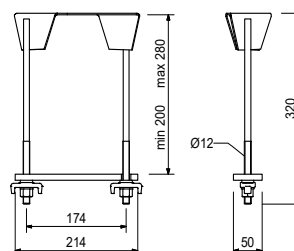


## Beam Connector




PERI Article Nr.	Weight / pcs in kg	Type
018310	1,81	galvanized

For connecting crossed timbers or girders.  
With captive Quick Jack Nuts.



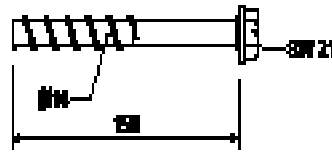
## Anchor Bolt PERI 14x150 SW21



PERI Article Nr.	Weight / pcs in kg	Length in mm	Ø in mm
132998	0,21	150	14

Reusable. Approval available.

Separate Design Information on request.

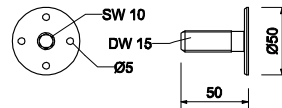


## Anchor Positioning Stud DW 15



PERI Article Nr.	Weight / pcs in kg	Type
026440	0,10	Galvanized

For fixing the Anchor Sleeve DW 15 if the plywood formlining is not drilled through.

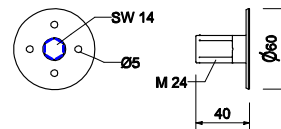


## Anchor positioning stud M24

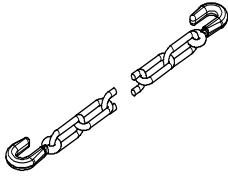


PERI Article Nr.	Weight / pcs in kg	Length in mm	Type
115150	0,20	65	Galvanized
026420	0,12	40	Galvanized

For fixing the Anchor Sleeve M24 if fixation through formlining is not possible.

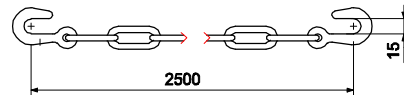


## Anchor Chain

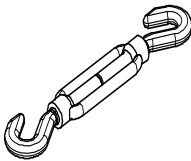


PERI Article Nr.	Weight / pcs in kg	Length in m
065073	1,37	2,5

Permissible tension force 3.0 kN.

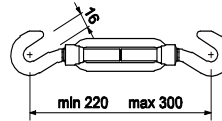


## Turnbuckle M12

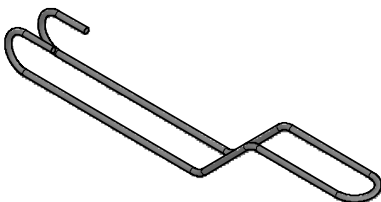


PERI Article Nr.	Weight / pcs in kg
065074	0,45

Permissible tension force 3.0 kN.



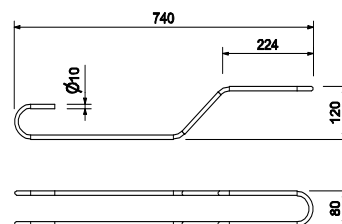
## Anchor loop



PERI Article Nr.	Weight / pcs in kg
026636	1,14

To anchor platform systems.  
Always use in pairs.

Separate design information on request.

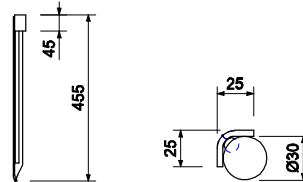


## Peg

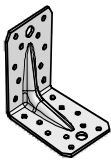


PERI Article Nr.	Weight / pcs in kg	Length in mm	Ø in mm
065042	1,03	455	30

For fixing the stopend trestle in the ground.



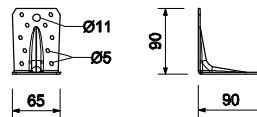
## Angle Bracket 90 reinforced



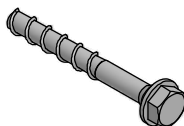
PERI Article Nr.	Weight / pcs in kg
123478	0,26

For diverse timber connections.

Accessory (024550) Spax Screw TX 30 8x20, galvanized



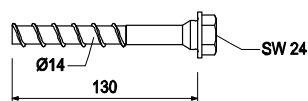
## Anchor Bolt PERI 14/20X130



PERI Article Nr.	Weight / pcs in kg	Length in mm	Ø in mm
124777	0,21	130	14

For temporary fixation to reinforced concrete structures.

Note: See PERI Data Sheet! Drilling Ø 14 mm.







# Miscellaneous





## Miscellaneous

### NEVOBAHN Standard



PERI Article Nr.	Width in m	Length in m	Quantity of coil	m <sup>2</sup> / Pallet
032816	0,5	20	48	480
032817	1,0	20	24	480
032818	1,5	20	12	360
032819	2,0	20	12	480
032820	2,5	20	12	600
032821	3,0	20	18	1.080
032822	4,0	20	18	1.440

NEVOBAHN Standard is very durable - it is rot-proof and impervious. It is specifically for foundation wall protection and blinding beds.

#### Certifications:

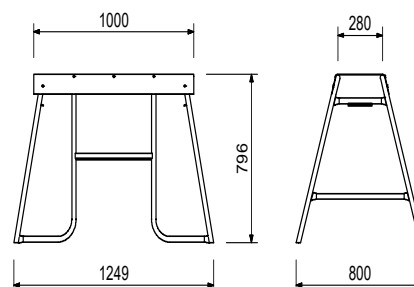
- Determination of resistance to water penetration acc. to DIN EN 1928
- Determination of water tightness acc. to DIN EN 13967
- Determination of water vapour transmission rate acc. to DIN EN ISO 15106-3
- Determination of resistance to tearing (nail shank) acc. to DIN EN 12310-1
- Test report on compressive strength
- CE-certification

### PERI Trestle P80

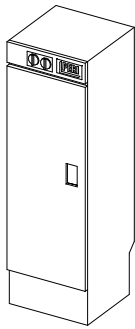


PERI Article Nr.	Weight / pcs in kg	Type
065051	18,50	painted

As a single trestle or in combination to form a large area scaffold. Tilt-resistant on all sides.



## Drying Locker Klima TS 2000

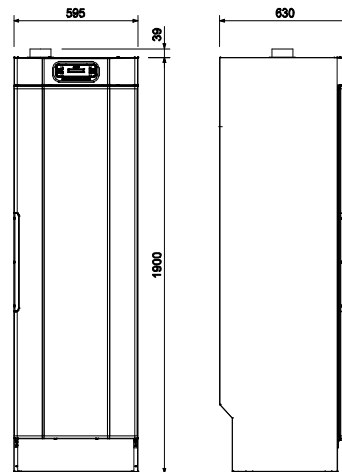


PERI Article Nr.	Weight / pcs in kg
065017	56,00

Exhaust air dryer for drying wet clothes. With clock timer and continuous temperature control unit.

Follow Instructions for Use!

Voltage 230 V, 50-60 Hz, power consumption 15 W.



## Hydraulic Oil



PERI Article Nr.	Weight / pcs in kg	Type	Quantity in main packaging
131274	18,30	HVI 22	20l
057376	18,30	HVI 46	20l

High-quality synthetic hydraulic oils for PERI hydraulic units with different viscosities suitable for certain temperature ranges.

Observe the safety data sheet and applicable national safety regulations relating to hydraulic oil, in particular for transport, storage and disposal!

Observe the technical documentation for the hydraulic unit!

Product data sheet on request.



# Important information and liability commitments of PERI

- 1 In this context, "PERI" stands for all companies that are part of the PERI Group of Companies which have been formed out of PERI SE and the companies in which it directly or indirectly holds either more than 50% capital investment or exercises a decisive influence in other ways.
- 2 For the application of the products featured in this brochure (hereinafter referred to as "products"), all applicable laws and standards in the respective countries must be observed by the user of the products (hereinafter referred to as "users").
- 3 The images used in this brochure are photographs of real construction site situations. Therefore, safety and anchor details in particular are not be regarded as a definitive guide to the way the equipment is to be used. Before using products featured in this brochure, user must draw up his own risk assessment and document this in writing.
- 4 In addition, computer graphics are used in this brochure. Such computer graphics are to be regarded as system representations only and do not depict original products in an assembled state. For providing a better understanding of the texts and products, such computer graphics along with the detailed representations shown are also partly reduced to highlight certain aspects and image excerpts.
- 5 The user is responsible for assessing whether safety equipment is required before or during the use of products. The safety equipment not shown in the illustrations of this brochure must however be used by the user. In this respect, the instructions for assembly and use as well as the operating instructions for the products must be taken into consideration by the user.
- 6 Safety instructions as well as load details must always be strictly observed by the user. Changes and deviations to the safety instructions and/or loading data require separate static proof which is to be provided by the user.
- 7 PERI is not the manufacturer of the products presented in this brochure unless this is expressly stated. The product packaging and related documents may contain details which go beyond the information provided in this brochure and/or differs from this.
- 8 The user of the products featured in this brochure must always carefully read the labels, warning information, instructions for assembly and use, operating instructions and other instructions which are supplied with the products.
- 9 PERI's liability is excluded if the user,
  - a. uses a product featured in this brochure, or several products, in contradiction to the applicable instructions for assembly and use or operating instructions
  - b. uses a product featured in this brochure, or several products, together with his own equipment or components of other manufacturers
  - c. fails to provide the required safety assessment before using one or more products
  - d. does not comply with all applicable laws and standards in the country where the user uses the product
  - e. does not take into consideration the specifics provided on the labels, warning information, safety instructions and/or load details
- 10 Furthermore, PERI is only liable for damages - irrespective of the legal grounds – in the event of intent and gross negligence. This also applies to damage caused to the buyer due to grossly negligent behaviour of the executive bodies, executive employees of PERI, or vicarious agents of PERI. In addition, PERI shall also be liable for ordinary negligence
  - a. for damages arising from injury to life, body and health
  - b. for damages resulting from the breach of an essential contractual duty (cardinal obligation); in this case, the liability of PERI is limited to compensation of foreseeable, typically occurring damage.
- 11 The above restrictions on liability shall not apply if PERI has fraudulently concealed a defect, has assumed a warranty for the quality of the purchased good, or in the event of mandatory liability pursuant to the product liability statute.
- 12 Further liability - irrespective of the legal grounds - as well as the compensation of damages which has not been incurred by the products themselves is excluded.
- 13 As far as the liability of PERI is excluded or limited, this also applies to the liability of PERI's legal representatives, employees and vicarious agents.
- 14 A reversal of the burden of proof is not connected with the above provisions.
- 15 PERI reserves the right to make changes to the brochure with all its content at any time.
- 16 PERI's General Terms and Conditions apply which are available for download at [www.peri.com](http://www.peri.com).
- 17 IErrors and typographical mistakes reserved.



**Formwork  
Scaffolding  
Engineering**

[www.peri.com](http://www.peri.com)

